

Max. 58 m³/h

DC axial fans

□ 80 x 25 mm



- **Material:** Housing: GRP¹⁾ (PBT)
Impeller: GRP¹⁾ (PA)
 - **Direction of air flow:** Exhaust over struts
 - **Direction of rotation:** Counterclockwise, looking towards rotor
 - **Connection:** Via single wires AWG 24, TR 64
 - **Highlights:** Automatic speed adjustment with temperature sensor
 - **Weight:** 95 g
- **Possible special versions:** (See chapter DC fans - specials)
 - Speed signal
 - Go / NoGo alarm
 - External temperature sensor
 - Internal temperature sensor
 - Moisture protection

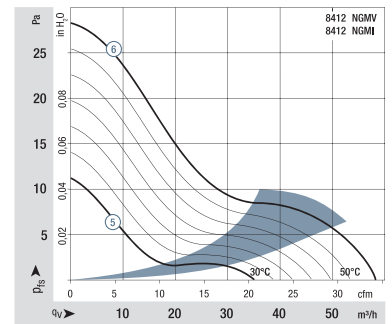
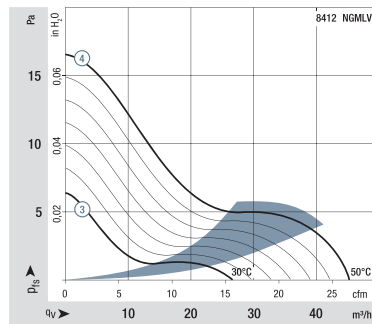
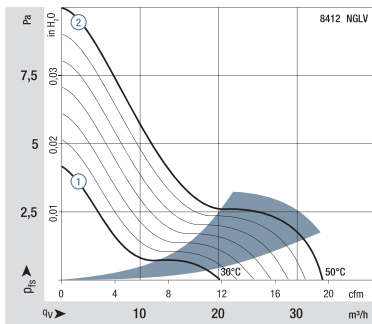
1) Fiberglass-reinforced plastic

Series 8400 N
VARIOFAN

Nominal data

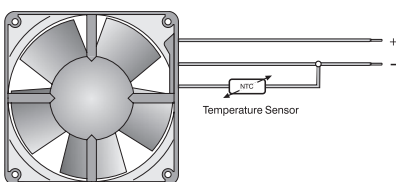
| Type | Air flow | | Nominal voltage | | Voltage range | | Sound pressure level | | Sound power level | | Sinter sleeve bearings Ball bearings | Power consumption | Nominal speed | Temperature range | Service life L ₁₀ (40 °C) ebm-papst standard | Service life L ₁₀ (T _{max}) ebm-papst standard | Life expectancy L ₁₀ (IPC (40 °C) see page 17 | Curve |
|--------------|-------------------|----------|-----------------|-----|---------------|------------|----------------------|-------------------|-------------------|----------------|-----------------------------------------|-------------------|---------------|-------------------|------------------------------------------------------------|------------------------------------------------------------------------|-------------------------------------------------------------|-------|
| | m ³ /h | cfm | VDC | VDC | dB(A) | Bel(A) | Watts | rpm ⁻¹ | °C | Hours | | | | | | | | |
| 30°C 50°C | 8412 NGLV | 20 33 | 11.8 19.4 | 12 | 10...14 | < 10 12 | < 3 3.5 | □ | 0.9 1.1 | 900 1 500 | -20...+65 | 80 000 / 45 000 | 135 000 | ① ② | | | | |
| 30°C 50°C | 8412 NGMLV | 27 45 | 15.9 26.6 | 12 | 8...14 | < 10 19 | 3.0 3.9 | □ | 1.1 1.5 | 1 200 2 050 | -20...+65 | 80 000 / 45 000 | 135 000 | ③ ④ | | | | |
| 30°C 50°C | 8412 NGMI | 35 58 | 20.6 34.1 | 12 | 8...14 | < 13 26 | 3.5 4.3 | □ | 1.4 2.0 | 1 600 2 600 | -20...+65 | 80 000 / 45 000 | 135 000 | ⑤ ⑥ | | | | |

Subject to change



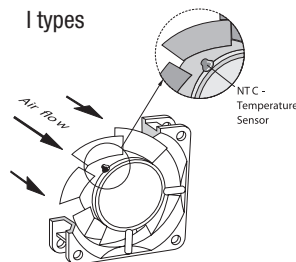
Air performance measured according to: ISO 5801. Installation category A, without contact protection.
Noise: Total sound power level L_{WA} ISO 103002 measured on half-sphere of 2 m; Sound pressure level L_{pA} measured at 1 m distance from fan axis.
The values given are applicable only under the specified measuring conditions and may differ depending on the installation conditions. In the event of deviation from the standard configuration, the parameters must be checked after installation! For detailed information see <http://www.ebmpapst.com/general-conditions>

V types



The temperature sensor for controlling the motor speed is not included in the scope of delivery.
For the temperature sensor LZ 370, see accessories.

I types



The temperature sensor (NTC resistor) for controlling the motor speed is positioned in the fan hub directly in the air flow.

