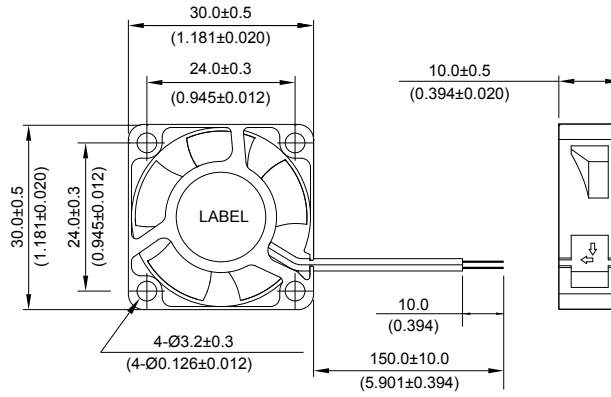


New



ASB 30 x 30 x 10 MM SERIES

DIMENSIONS DRAWING

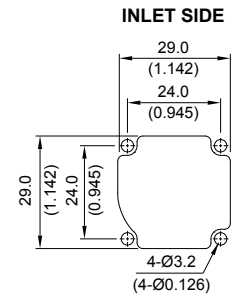
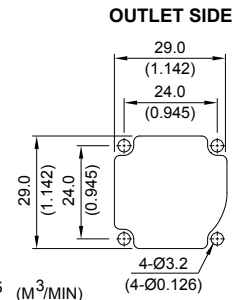
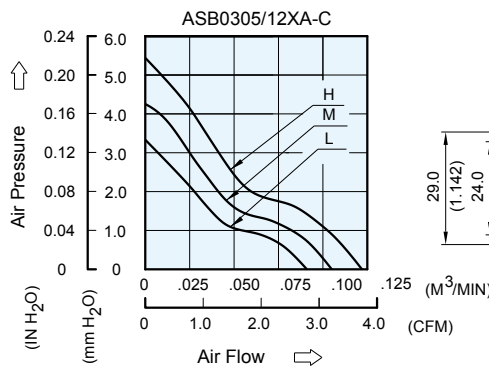


UNIT: $\frac{\text{mm}}{\text{(INCH)}}$

- * Bearing Type
Sleeve Bearing
- * Material
Impeller & Frame : Plastic (UL 94V-0)
- * Lead Wires :
UL 1061 AWG #26 OR Equivalent
Red Wire Positive (+)
Black Wire Negative(-)
- * Weight : 7.4g (0.26 oz)
- * Rib Type Only

P & Q CURVE (AT RATED VOLTAGE)

MOUNTING PANEL CUTOUT



UNIT: $\frac{\text{mm}}{\text{(INCH)}}$

MODEL			Rated Voltage	Operating Voltage Range	Rated Current	Rated Input Power	Speed	Maximum Air Flow		Maximum Air Pressure		Noise
PART NO.	REV.	FUNCTION	VDC	VDC	Amp	Watt	R.P.M.	m ³ /min	CFM	mmH ₂ O	IN H ₂ O	dB-A
ASB0305LA	-C	-R00 / -F00	5	4.5 to 5.5	0.10	0.50	8000	0.091	3.21	3.33	0.131	21.0
ASB0312LA	-C	-R00 / -F00	12	7.0 to 13.8	0.05	0.60						
ASB0305MA	-C	-R00 / -F00	5	4.5 to 5.5	0.11	0.55	9000	0.105	3.72	4.25	0.167	23.0
ASB0312MA	-C	-R00 / -F00	12	7.0 to 13.8	0.06	0.72						
ASB0305HA	-C	-R00 / -F00	5	4.5 to 5.5	0.14	0.70	10500	0.122	4.30	5.44	0.214	27.0
ASB0312HA	-C	-R00 / -F00	12	7.0 to 13.8	0.07	0.84						

* Function type is optional.
 * The max. air flow and the speed are measured in free air ; max. air pressure is measured at zero air flow.
 * Noise is measured in anechoic chamber in free air, one meter from intake side.
 * All readings are typical values at rated voltage.
 * Specifications are subject to change without notice.