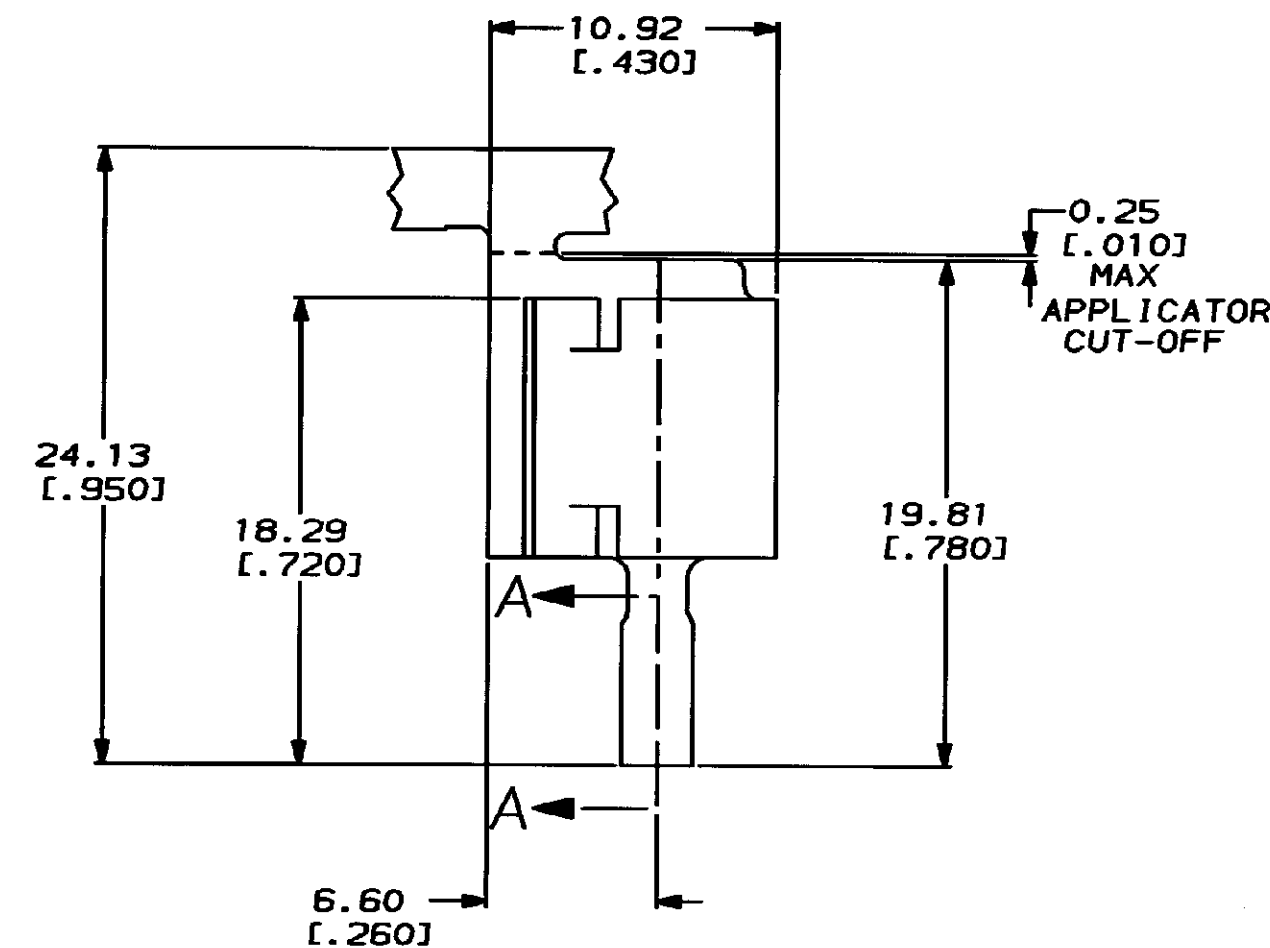
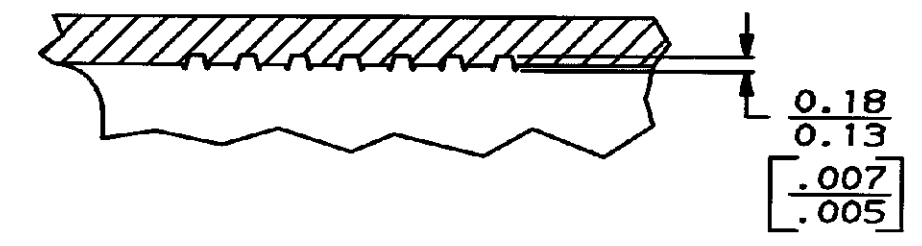


THIS DRAWING IS UNPUBLISHED. RELEASED FOR PUBLICATION .19
 © COPYRIGHT 19 BY AMP INCORPORATED. ALL INTERNATIONAL RIGHTS RESERVED.


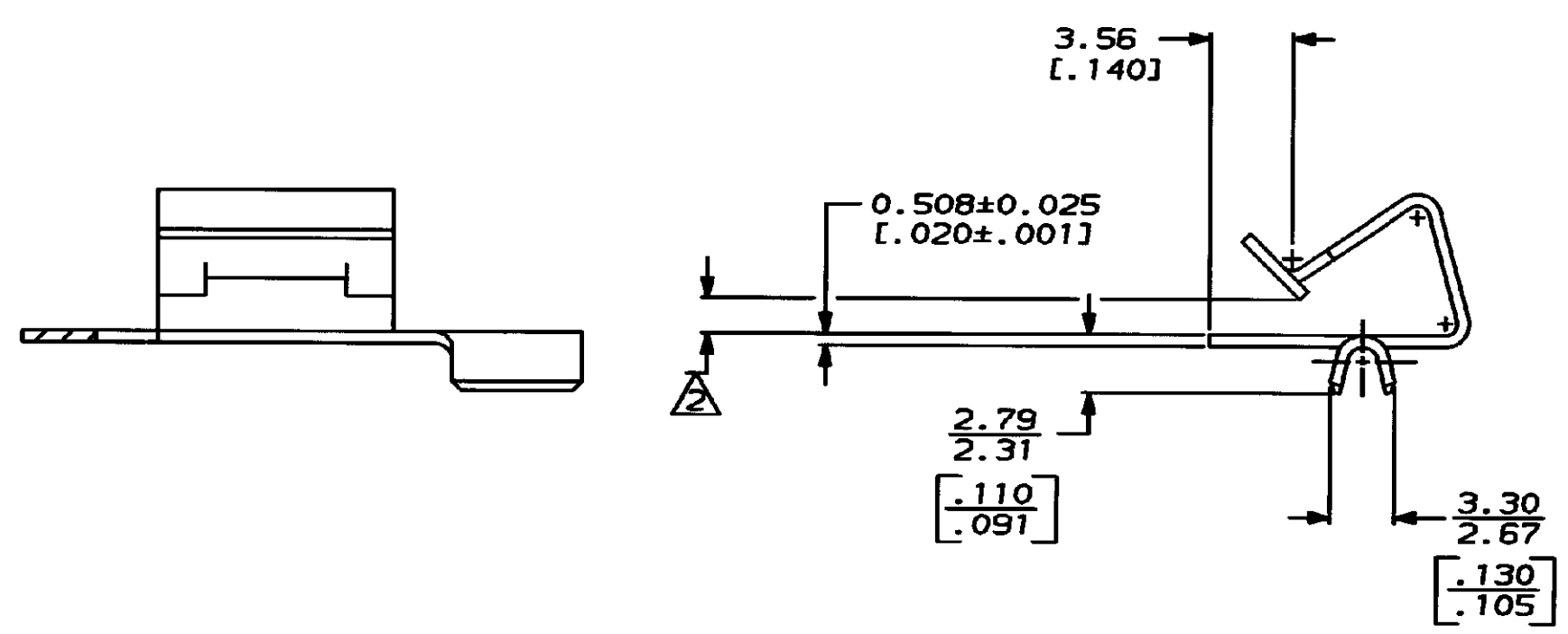
REVISIONS								
LOC	DIST	P	F	ZONE	LTR	DESCRIPTION	DATE	APPD
AF	50				B	RELEASE PER FASR, REV PER AF-8292	1/12/93	PF/GY



1 CONTINUOUS STRIP ON REEL.
 2 TO FIT PANEL THICKNESS OF 2.03-3.18 [.080-.125].



SECTION A-A
 SCALE 10:1
 ROTATED 90° CW



0.3-0.8mm [22-18] AWG MAGNET	63637-1
WIRE RANGE	PART NO

DO NOT SCALE PRINT. UNLESS SPECIFIED DIMENSIONS IN INCHES TOLERANCES ON: 2 PLC DEC ± 0.25 [.010] 3 PLC DEC ± - ANGLES ± - MATERIAL H04 BRASS FINISH 0.002032 [.000080] MIN TIN PL PER MIL-T-10727	DR 7/23/92 P FORTNEY	AMP AMP Incorporated Harrisburg, PA 17105-3608 NAME CLIP, AMPLIVAR
	CHK 7/23/92 MS FEYER	
	APPD 7/24/92 D SCHMCK	
	APPD 7/28/92 R MEAVILL	
PRODUCT SPEC	APPLICATION SPEC	SIZE CAGE CODE DRAWING NO
WEIGHT -	-	C 00779 C-63637
		SCALE 4:1 SHEET 1 OF 1

THIS DRAWING IS A CONTROLLED DOCUMENT FOR AMP INCORPORATED. IT IS SUBJECT TO CHANGE AND THE CONTROLLING ENGINEERING ORGANIZATION SHOULD BE CONTACTED FOR THE LATEST REVISION.

CUSTOMER DRAWING