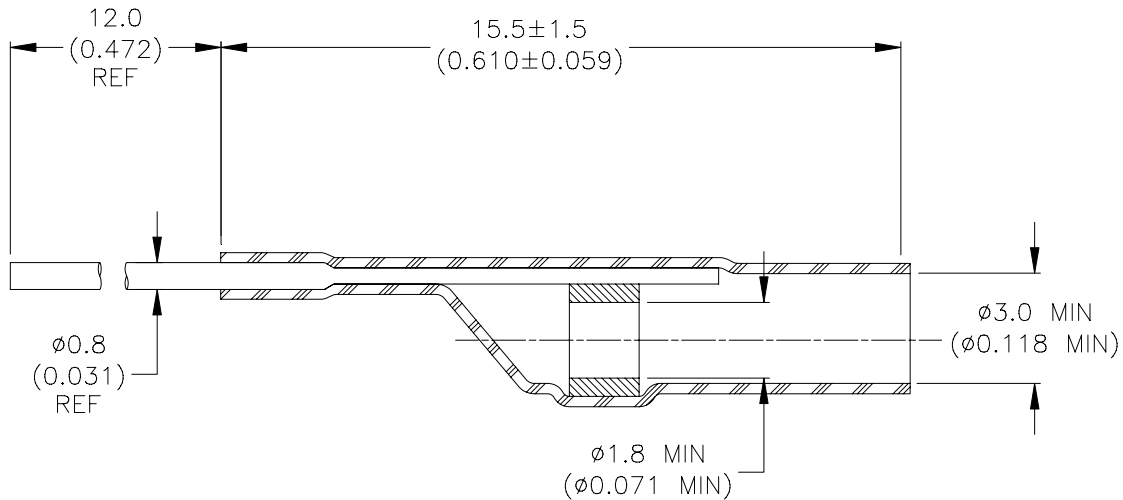


SPECIFICATION CONTROL DRAWING





MATERIALS

1. INSULATION SLEEVE: Heat shrinkable, transparent blue, radiation cross-linked polyvinylidene fluoride.
2. SOLDER PREFORM WITH FLUX:
 SOLDER: TYPE Sn63 per ANSI J-STD-006.
 FLUX: TYPE ROL1 per ANSI J-STD-004.
3. PIN: Phosphor bronze coated with Sn60 solder alloy.

APPLICATION

1. This controlled soldering device facilitates the strain-relieved termination of stranded wires to printed circuit boards with 1.0 (0.039) diameter holes.
2. It will terminate the tin plated or silver plated copper conductor of a wire whose insulation is rated at 125°C or higher.
3. It will handle 20 to 14 AWG stranded wires. For solid wire and other applications, please contact Raychem. For all wires, the strip length shall be 5.0 ± 0.5 (0.197 ± 0.020)
4. The recommended application tool is the AA 400 with Soldersleeve Reflector. After the PinPak device is applied to the wire, the pin is cut to the desired length and hand or wave soldered to the board.

 Electronics 307 Constitution Drive Menlo Park, CA 94025				TITLE: PCB Termination PINPAK Device					
UNLESS OTHERWISE SPECIFIED DIMENSIONS ARE IN MILLIMETERS. INCHES DIMENSIONS ARE BETWEEN BRACKETS.				DOCUMENT NO.: B-801-18-01					
TOLERANCES: 0.00 N/A 0.0 N/A 0 N/A		ANGLES: N/A ROUGHNESS IN MICRON		Raychem reserves the right to amend this drawing at any time. Users should evaluate the suitability of the product for their application.		DCR NUMBER: D001350		REPLACES: N/A	
DRAWN BY: M. FORONDA		DATE: 18-Jan-01		PROD. REV. D		DOC ISSUE: 1		SCALE: None	
						SIZE: A		SHEET: 1 of 1	

If this document is printed it becomes uncontrolled. Check with the web for the latest revision.