
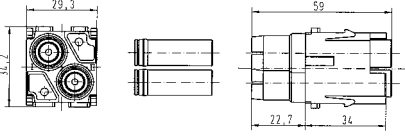
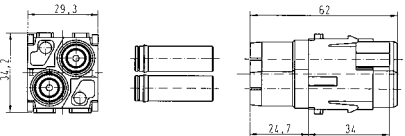
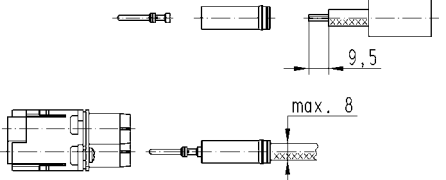

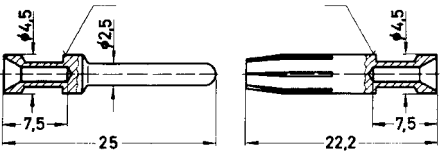


Number of contacts

2

2900/5000 V
16 A

| Identification | Wire cross section (mm²) | Part number | | Drawing Dimensions in mm | | | | | | | | | | | | | | | | | | | | | | | | | | | | | | | | | | | |
|--|---|---|---|---|----------------|------------|------------------|-----------|---------------|-----------|--------|-----------|---------|--------|--------|-----------|----------|--------|--------|----------|-------|--------|--------|-----------|---------|--------|--------|-----------|---------|--------|--------|-------------|-------|--------|--------|-----------|-------|--------|--------|
| | | male | female | | | | | | | | | | | | | | | | | | | | | | | | | | | | | | | | | | | | |
| <p>Han-Modular®, Han® HV module, for Han E® crimp contacts, Crimp terminal</p> <p>Range of delivery: 1 module, 2 locking sleeves, 2 heat shrink tubes</p>  <p>Please order crimp contacts separately.</p> | | 09 14 002 3021 | 09 14 002 3121 | <p>M</p>  <p>F</p>  <p>Assembly instructions</p>  <p>Crimp with crimping tool 09 99 000 0888 Snap crimped cable in the insert. Shrink the heat shrink tube over the rear of contact.</p> | | | | | | | | | | | | | | | | | | | | | | | | | | | | | | | | | | | |
| <p>Han E®, Crimp contact, silver plated contacts, contact resistance ≤1 mOhm</p>  | <p>0.5 0.75 1 1.5 2.5 3 4</p> | <p>09 33 000 6121 09 33 000 6114 09 33 000 6105 09 33 000 6104 09 33 000 6102 09 33 000 6106 09 33 000 6107</p> | <p>09 33 000 6220 09 33 000 6214 09 33 000 6205 09 33 000 6204 09 33 000 6202 09 33 000 6206 09 33 000 6207</p> |  <table border="1"> <thead> <tr> <th>Identification</th> <th>Wire gauge</th> <th>Stripping length</th> </tr> </thead> <tbody> <tr> <td>no groove</td> <td>0.14-0.37 mm²</td> <td>AWG 26-22</td> <td>7.5 mm</td> </tr> <tr> <td>no groove</td> <td>0.5 mm²</td> <td>AWG 20</td> <td>7.5 mm</td> </tr> <tr> <td>1 groove*</td> <td>0.75 mm²</td> <td>AWG 18</td> <td>7.5 mm</td> </tr> <tr> <td>1 groove</td> <td>1 mm²</td> <td>AWG 18</td> <td>7.5 mm</td> </tr> <tr> <td>2 grooves</td> <td>1.5 mm²</td> <td>AWG 16</td> <td>7.5 mm</td> </tr> <tr> <td>3 grooves</td> <td>2.5 mm²</td> <td>AWG 14</td> <td>7.5 mm</td> </tr> <tr> <td>wide groove</td> <td>3 mm²</td> <td>AWG 12</td> <td>7.5 mm</td> </tr> <tr> <td>no groove</td> <td>4 mm²</td> <td>AWG 12</td> <td>7.5 mm</td> </tr> </tbody> </table> <p>* on the back crimp collar</p> | Identification | Wire gauge | Stripping length | no groove | 0.14-0.37 mm² | AWG 26-22 | 7.5 mm | no groove | 0.5 mm² | AWG 20 | 7.5 mm | 1 groove* | 0.75 mm² | AWG 18 | 7.5 mm | 1 groove | 1 mm² | AWG 18 | 7.5 mm | 2 grooves | 1.5 mm² | AWG 16 | 7.5 mm | 3 grooves | 2.5 mm² | AWG 14 | 7.5 mm | wide groove | 3 mm² | AWG 12 | 7.5 mm | no groove | 4 mm² | AWG 12 | 7.5 mm |
| Identification | Wire gauge | Stripping length | | | | | | | | | | | | | | | | | | | | | | | | | | | | | | | | | | | | | |
| no groove | 0.14-0.37 mm² | AWG 26-22 | 7.5 mm | | | | | | | | | | | | | | | | | | | | | | | | | | | | | | | | | | | | |
| no groove | 0.5 mm² | AWG 20 | 7.5 mm | | | | | | | | | | | | | | | | | | | | | | | | | | | | | | | | | | | | |
| 1 groove* | 0.75 mm² | AWG 18 | 7.5 mm | | | | | | | | | | | | | | | | | | | | | | | | | | | | | | | | | | | | |
| 1 groove | 1 mm² | AWG 18 | 7.5 mm | | | | | | | | | | | | | | | | | | | | | | | | | | | | | | | | | | | | |
| 2 grooves | 1.5 mm² | AWG 16 | 7.5 mm | | | | | | | | | | | | | | | | | | | | | | | | | | | | | | | | | | | | |
| 3 grooves | 2.5 mm² | AWG 14 | 7.5 mm | | | | | | | | | | | | | | | | | | | | | | | | | | | | | | | | | | | | |
| wide groove | 3 mm² | AWG 12 | 7.5 mm | | | | | | | | | | | | | | | | | | | | | | | | | | | | | | | | | | | | |
| no groove | 4 mm² | AWG 12 | 7.5 mm | | | | | | | | | | | | | | | | | | | | | | | | | | | | | | | | | | | | |