

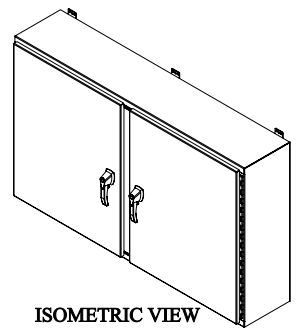


PART No. HN4WM366012S16

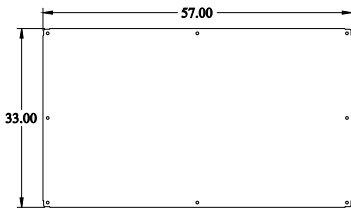
for more information visit
www.hammfg.com

Data subject to change without notice

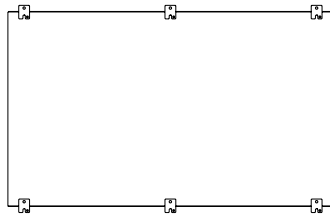
Isometric drawing Not to Scale



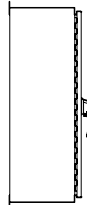
ISOMETRIC VIEW



INNER PANEL



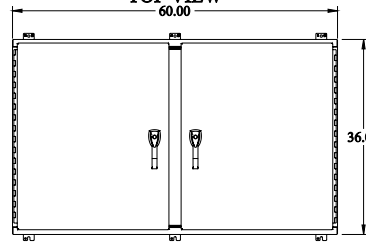
BACK VIEW



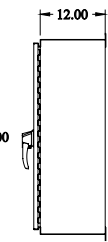
SIDE VIEW



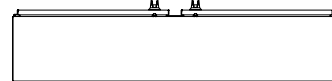
TOP VIEW



FRONT VIEW



SIDE VIEW



BOTTOM VIEW