


PNP Power Silicon Transistor

2N5151, 2N5151L & 2N5153, 2N5153L



Features

- Available in commercial, JAN, JANTX, JANTXV, JANS and JANSR 100K rads (Si) per MIL-PRF-19500/545
- TO-5 Package: 2N5151L, 2N5153L
TO-39 (TO-205AD) Package: 2N5151, 2N5153



Maximum Ratings ($T_C = +25^\circ\text{C}$ unless otherwise noted)

Ratings	Symbol	Value	Units
Collector - Emitter Voltage	V_{CEO}	80	Vdc
Collector - Base Voltage	V_{CBO}	100	Vdc
Emitter - Base Voltage	V_{EBO}	5.5	Vdc
Collector Current	I_C	2.0	Adc
Total Power Dissipation @ $T_A = +25^\circ\text{C}$ @ $T_C = +25^\circ\text{C}$	P_T	1.0 10	W
Operating & Storage Temperature Range	T_{op}, T_{stg}	-65 to +200	$^\circ\text{C}$
Thermal Resistance, Junction-to-Case	$R_{\theta JC}$	10	$^\circ\text{C}/\text{W}$

Electrical Characteristics ($T_A = +25^\circ\text{C}$ unless otherwise noted)

OFF Characteristics	Symbol	Mimimum	Maximum	Units
Collector - Emitter Breakdown Voltage $I_C = 100 \text{ mAdc}, I_B = 0$	$V_{(BR)CEO}$	80	---	Vdc
Emitter - Base Cutoff Current $V_{EB} = 4.0 \text{ Vdc}, I_C = 0$ $V_{EB} = 5.5 \text{ Vdc}, I_C = 0$	I_{EBO}	---	1.0 1.0	μAdc mAdc
Collector - Emitter Cutoff Current $V_{CE} = 60 \text{ Vdc}, V_{BE} = 0$ $V_{CE} = 100 \text{ Vdc}, V_{BE} = 0$	I_{CES}	---	1.0 1.0	μAdc mAdc
Collector - Emitter Cutoff Current $V_{CE} = 40 \text{ Vdc}, I_B = 0$	I_{CEO}	---	50	μAdc

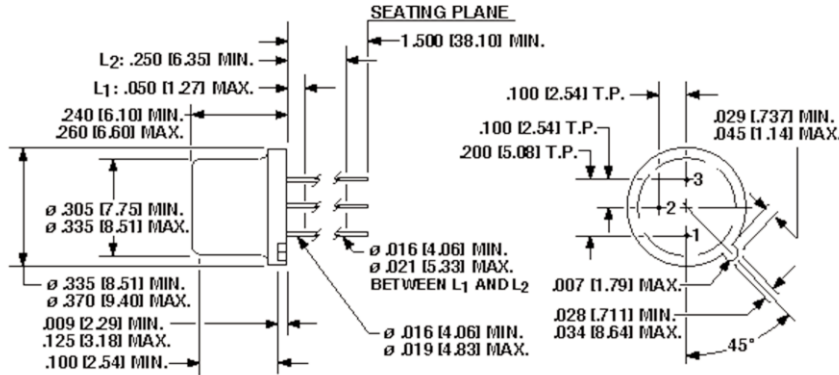


Electrical Characteristics -con't

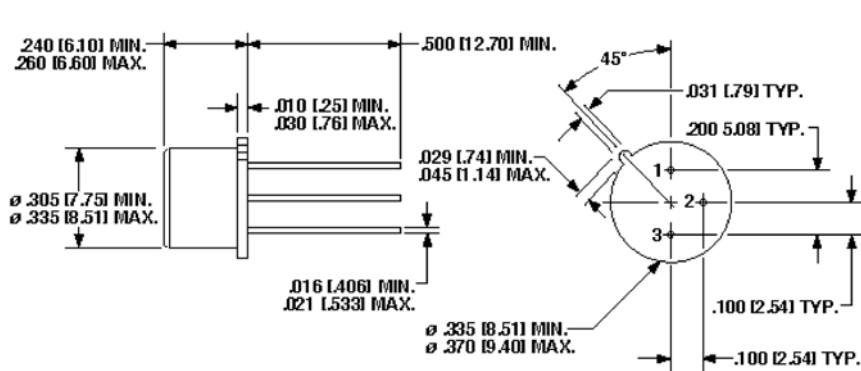
ON Characteristics		Symbol	Mimumum	Maximum	Units
Forward Current Transfer Ratio $I_C = 50 \text{ mAdc}, V_{CE} = 5.0 \text{ Vdc}$	2N5151	H_{FE}	20	---	
	2N5153		50	---	
$I_C = 2.5 \text{ Adc}, V_{CE} = 5.0 \text{ Vdc}$	2N5151		30	90	
	2N5153		70	200	
$I_C = 5.0 \text{ Adc}, V_{CE} = 5.0 \text{ Vdc}$	2N5151		20	---	
	2N5153		40	---	
Collector - Emitter Saturation Voltage $I_C = 2.5 \text{ Adc}, I_B = 250 \text{ mAdc}$ $I_C = 5.0 \text{ Adc}, I_B = 500 \text{ mAdc}$		$V_{CE(sat)}$	---	0.75 1.5	Vdc
Emitter - Base Voltage Non-Saturation $I_C = 2.5 \text{ Adc}, V_{CE} = 5.0 \text{ Vdc}$		$V_{BE(ON)}$	---	1.45	Vdc
Emitter - Base Saturation Voltage $I_C = 2.5 \text{ Adc}, I_B = 250 \text{ mAdc}$ $I_C = 5.0 \text{ Adc}, I_B = 500 \text{ mAdc}$		$V_{BE(sat)}$	---	1.45 2.2	Vdc
DYNAMIC Characteristics					
Magnitude of Common Emitter Small-Signal Short-Circuit Forward Current Transfer Ratio $I_C = 500 \text{ mAdc}, V_{CE} = 5.0 \text{ Vdc}, f = 10 \text{ MHz}$	2N5151 2N5153	$ h_{fe} $	6.0 7.0	---	
Small-signal short Circuit FOI Ward-Current Transfer Ratio $I_C = 100 \text{ mAdc}, V_{CE} = 5 \text{ Vdc}, f = 1 \text{ KHz}$	2N5151 2N5153	h_{fe}	20 50	---	
Output Capacitance $V_{CB} = 10 \text{ Vdc}, I_E = 0, f = 1.0 \text{ MHz}$		C_{obo}	---	250	pF
SWITCHING Characteristics					
Turn-On Time $I_C = 5.0 \text{ Adc}; I_{B1} = 500 \text{ mAdc}$ $R_L = 6 \Omega$ $V_{BE(OFF)} = 3.7 \text{ Vdc}$		t_{on}	---	0.5	μs
Turn-off Time $I_C = 5.0 \text{ Adc}; I_{B1} = 500 \text{ mAdc}$ $I_{B2} = -500 \text{ mAdc}$ $R_L = 6 \Omega$ $V_{BE(OFF)} = 3.7 \text{ Vdc}$		t_{off}	---	1.5	μs
Storage Time $I_C = 5.0 \text{ Adc}; I_{B1} = 500 \text{ mAdc}$ $I_{B2} = -500 \text{ mAdc}$ $R_L = 6 \Omega$		t_s	---	1.4	μs
Fall Time $V_{BE(OFF)} = 3.7 \text{ Vdc}$		t_f	---	0.5	μs
SAFE OPERATING AREA					
DC Tests:	$T_C = +25 \text{ }^\circ\text{C}, 1 \text{ Cycle}, t_p = 1.0 \text{ s}$				
Test 1:	$V_{CE} = 5.0 \text{ Vdc}, I_C = 2.0 \text{ Adc}$				
Test 2:	$V_{CE} = 32.0 \text{ Vdc}, I_C = 310 \text{ mAdc}$				
Test 3:	$V_{CE} = 80 \text{ Vdc}, I_C = 12.5 \text{ mAdc}$				

Outline Drawing

TO-5 Package: (2N5151L, 2N5153L)



TO-39 (TO-205AD) Package: (2N5151, 2N5153)



NOTE: Dimensions in Inches [mm]

Aeroflex / Metelics, Inc.

975 Stewart Drive,
Sunnyvale, CA 94085
Tel: (408) 737-8181
Fax: (408) 733-7645

Sales: 888-641-SEMI (7364)

Hi-Rel Components

9 Hampshire Street,
Lawrence, MA 01840
Tel: (603) 641-3800
Fax: (978) 683-3264

www.aeroflex.com/metelics-hirelcomponents

www.aeroflex.com/metelics metelics-sales@eroflex.com

Aeroflex / Metelics, Inc. reserves the right to make changes to any products and services herein at any time without notice. Consult Aeroflex or an authorized sales representative to verify that the information in this data sheet is current before using this product. Aeroflex does not assume any responsibility or liability arising out of the application or use of any product or service described herein, except as expressly agreed to in writing by Aeroflex; nor does the purchase, lease, or use of a product or service from Aeroflex convey a license under any patent rights, copyrights, trademark rights, or any other of the intellectual rights of Aeroflex or of third parties.

Copyright 2010 Aeroflex / Metelics. All rights reserved.

ISO 9001: 2008 certified companies



Our passion for performance is defined by three attributes represented by these three icons: solution-minded, performance-driven and customer-focused.