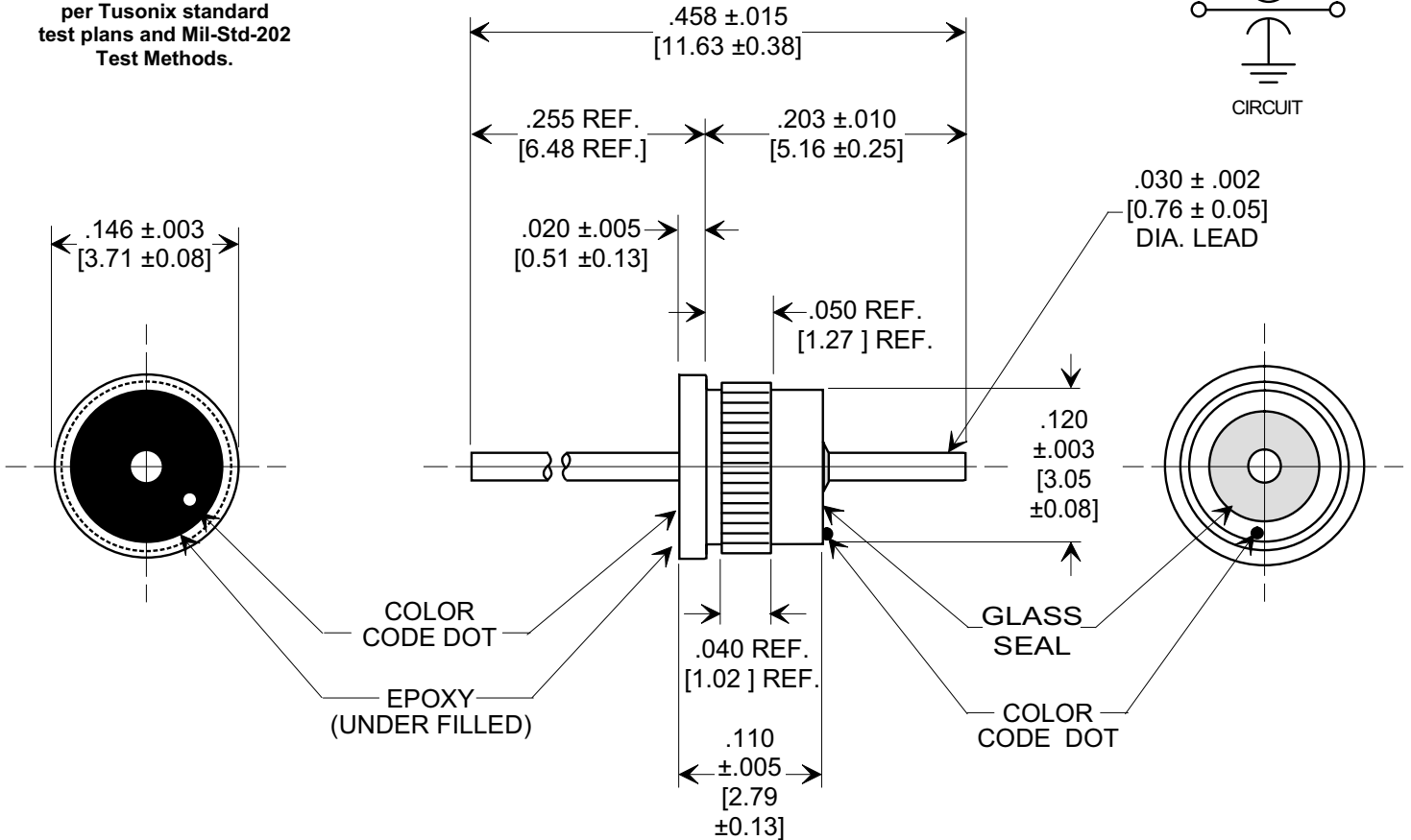
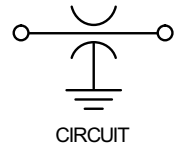
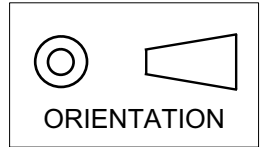


# MARKETING SALES DRAWING

**DIMENSIONS IN INCHES - DO NOT SCALE THIS DRAWING**  
**DIMENSIONS IN METRIC - [ ]**

This drawing is the property of Tusonix, Inc., and may not be used, reproduced, published or disclosed to others without expressed authorization by Tusonix Inc.

**Electrical Testing per Tusonix standard test plans and Mil-Std-202 Test Methods.**



**NOTES:**

1. OPERATING TEMPERATURE RANGE -55° C to +125° C.
2. GOLD PLATED CASE AND LEAD.
3. EPOXY SEALED ON OPPOSITE END FROM GLASS SEAL.
4. PROPER INSTALLATION REQUIRES FIRM, STEADY PRESSURE UNTIL FLANGE IS FULLY SEALED
5. RECOMMENDED MOUNTING HOLE: .128/.129 [3.25/3.28] DIA.
6. TUSONIX STANDARD PART NUMBER: 4306-006.  
 TUSONIX RoHS COMPLIANT PART NUMBER: 4306-006 LF.  
 CUSTOMER MUST SPECIFY STANDARD OR RoHS PART NUMBER WHEN ORDERING.
7. RoHS COMPLIANT PART MARKED WITH DARK GREEN DOT FOR IDENTIFICATION.

Cx (pF)	TOL.	DC WORKING VOLTAGE		DC CURRENT (AMPS)	I.R. MIN.	D.W.V.	MIN. NO LOAD INSERTION LOSS (dB) @ 25° C PER MIL-STD-220					COLOR CODE
		85°C	125°C				1 MHz	10 MHz	100 MHz	1GHz	10 GHz	
25	+100% - 0%	300	200	5	10 GΩ	500 VDC	---	---	---	10	25	BLUE

REVISION RECORD Original Release C.O. <b>ECO-296</b>	<b>A</b>	--TOLERANCES-- Unless Otherwise Specified	Title <b>PRESS-IN EMI FILTER</b>	
		DECIMAL ±	Drawn	S.M. 09-10-08
		ANGLES ±	Approved	R.L. 09-10-08
		<b>TUSONIX</b> TUCSON, ARIZONA	<b>A</b>	<b>4306-006</b>