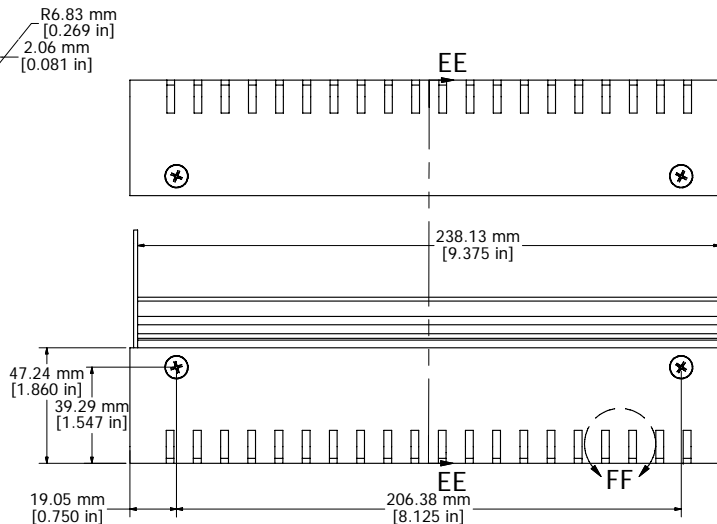
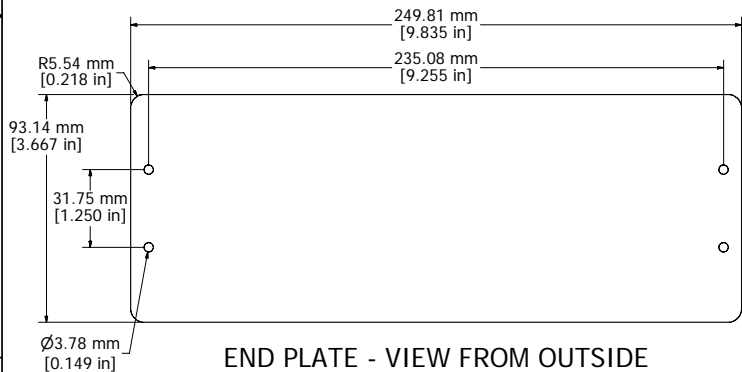
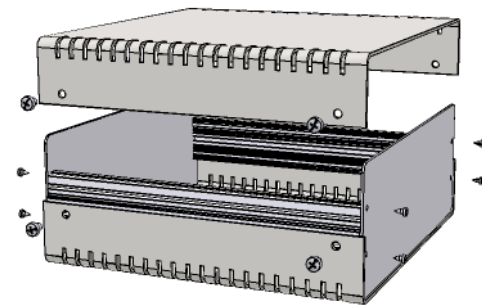


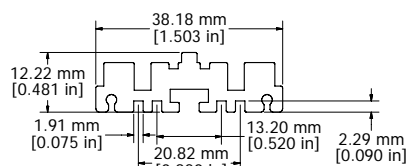
SECTION EE-EE



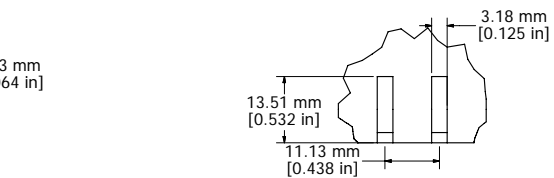
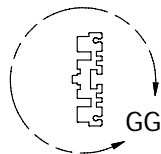
ASSEMBLY - VIEW FROM SIDE (OPEN)




END PLATE - VIEW FROM OUTSIDE



DETAIL GG



DETAIL FF



EXTRUSION - VIEW FROM INSIDE

- 12 GAUGE ALUMINUM BODY PAINTED (RAL 7032)
- EIGHT 6-32 NICKEL PLATED SCREWS
EIGHT 4-24 x 1/4" SELF-TAPPING SCREWS
- 0.064" THICK ALUMINUM PANELS (NATURAL ALUMINUM)
- FOUR SELF ADHESIVE RUBBER FEET
EXTRA SCREWS - 1421J6 (6-32 x 1/4 SHEET METAL SCREWS)

Contact Factory [mjm@hammondmfg.com](mailto:mjm@hammondmfg.com) for quotes  
 Enclosures can be Factory Modified ( Milling, Drilling, Printing etc. )  
 Solid models of this enclosure available in STEP or IGES.



**HAMMOND  
MANUFACTURING™**

**1402KV**

[www.hammondmfg.com](http://www.hammondmfg.com)