



Vectorbord® Prototyping Boards with punched holes are convenient, economical tools for assembling circuit components-and cost efficient alternatives to custom designs. Available in several hole patterns for a full range of design needs, circuit speeds, component types and density. May be copper clad on one side. A complete line of accessory products also available, including eyelets, push-in (solderable or solderless), Wire-Wrap and screw machine terminals for all Vectorbord® Prototyping Boards.

Pattern M


Enlarged to show detail




Pattern H



Pattern G




Pattern P




Pattern	Part No.	Width	Length	Thick	Hole	Material/Description
P	59P44-032	4.50"	6.00"	0.031"	0.042"	FR4 Epoxy Glass
P	64P44WE	4.50"	6.50"	0.062"	0.042"	FR4 Epoxy Glass
P	64P44XXXP	4.50"	6.50"	0.062"	0.042"	FR2 Phenolic
P	64P44	4.50"	6.50"	0.062"	0.042"	CEM-1 Epoxy Glass Composite
P	84P44WE	4.50"	8.50"	0.062"	0.042"	FR4 Epoxy Glass
P	169P44C1	4.50"	17.00"	0.062"	0.042"	CEM-1, copper, 1 side
P	169P44C2	4.50"	17.00"	0.062"	0.042"	CEM-1, copper, 2 sides
P	169P44	4.50"	17.00"	0.062"	0.042"	CEM-1
P	169P44XXXP	4.50"	17.00"	0.062"	0.042"	FR2 Phenolic
P	169P44WEC1	4.50"	17.00"	0.062"	0.042"	FR4 Epoxy Glass, copper, 1 side
P	169P44WE	4.50"	17.00"	0.062"	0.042"	FR4 Epoxy Glass
P	169P59-032	6.00"	17.00"	0.031"	0.042"	FR4 Epoxy Glass
P	169P59C1	6.00"	17.00"	0.062"	0.042"	CEM-1, copper, 1 side.
P	169P59XXXP	6.00"	17.00"	0.062"	0.042"	FR2 Phenolic
P	169P79WE	8.00"	17.00"	0.062"	0.042"	FR4 Epoxy Glass
P	169P79	8.00"	17.00"	0.062"	0.042"	CEM-1
P	169P84	8.50"	17.00"	0.062"	0.042"	CEM-1
P	169P84C1	8.50"	17.00"	0.062"	0.042"	CEM-1, copper, 1 side
P	169P84WE	8.50"	17.00"	0.062"	0.042"	FR4 Epoxy Glass
P	169P84WEC1	8.50"	17.00"	0.062"	0.042"	FR4, copper 1 side
P	349P84	8.50"	35.00"	0.062"	0.042"	CEM-1
P	169P99	10.00"	17.00"	0.062"	0.042"	CEM-1
G	42G22WEC1	4.50"	8.50"	0.062"	0.062"	CEM-1, copper 1 side
G	42G24WE	4.80"	8.50"	0.062"	0.062"	CEM-1
G	85G24WE	4.80"	17.00"	0.062"	0.062"	CEM-1
G	85G42WE	8.50"	17.00"	0.062"	0.062"	FR4 Epoxy Glass
H	85H48WE	4.80"	8.50"	0.062"	0.062"	FR4 Epoxy Glass
H	170H48WE	4.80"	17.00"	0.062"	0.062"	FR4 Epoxy Glass
H	85H85WE	8.50"	8.50"	0.062"	0.062"	FR4 Epoxy Glass
H	170H85WE	8.50"	17.00"	0.062"	0.062"	FR4 Epoxy Glass
M	126M76-032	4.00"	6.50"	0.037"	0.025"	FR4 Epoxy Glass
M	336M76-032	4.00"	17.00"	0.037"	0.025"	FR4 Epoxy Glass
M	336M76-032C1	4.00"	17.00"	0.037"	0.025"	FR4 Epoxy Glass, copper 1 side

Products



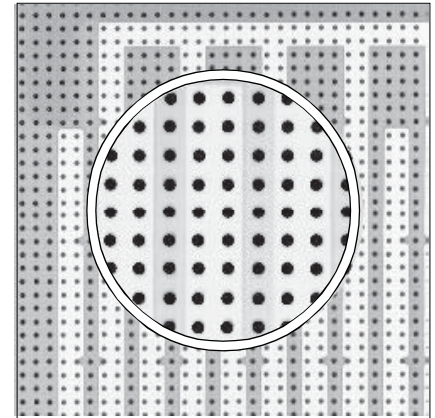
**Voltage/Ground Plane Pattern**

- Overall voltage and ground planes on opposite board sides
- Isolated copper plated thru holes with insulating ring
- Can be committed to either voltage or ground plane with solder washers (T124)
- Good for Vcc & Gnd distribution & noise immunity




**Zig-Zag Buses**

- Pattern on one side alternates holes with opposite side bus (See illustration)
- 3-hole pads provide holes for DIP's
- 0.3" wide DIP's span buses
- Accepts wire-wrap or solder terminals in Zig-Zag bus




**Interleaved Bus Pattern**

- Two independent copper buses that run the full width of board
- 0.3" DIP's span buses
- All copper buses are solder plated
- Accepts solder or wire-wrap terminals (see Parts & Accessories Section)




**Pad-Per-Hole and Pad-Per-Hole and Ground Plane Patterns**

- Isolated solder pads around all holes for mounting of DIP's and other components
- Solder plated pad and bus surfaces
- General purpose and bus specific applications
- Wire-wrap socket pins and connectors available separately



**Universal & Peripheral Bus Pattern 02**

- Voltage and Ground bus lines trace a path around board perimeter
- Some boards have back to back peripheral buses
- Unrestricted pattern inside of buses (No copper geometry)

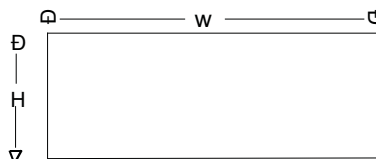


**3-Hole Solder Pad Pattern**

- Voltage and ground buses interleaved between pad areas
- Sockets (DIP) and components mount over bus lines for maximum component capacity
- Pattern provides for convenient soldered jumper wire connections to component leads or sockets

**Board Dimensions**

All board dims are Height x Width



Wire-Wrap is a trademark of Cooper Group