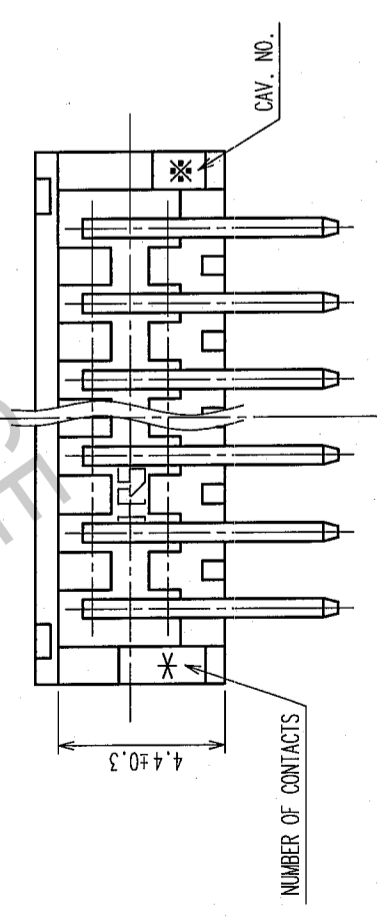
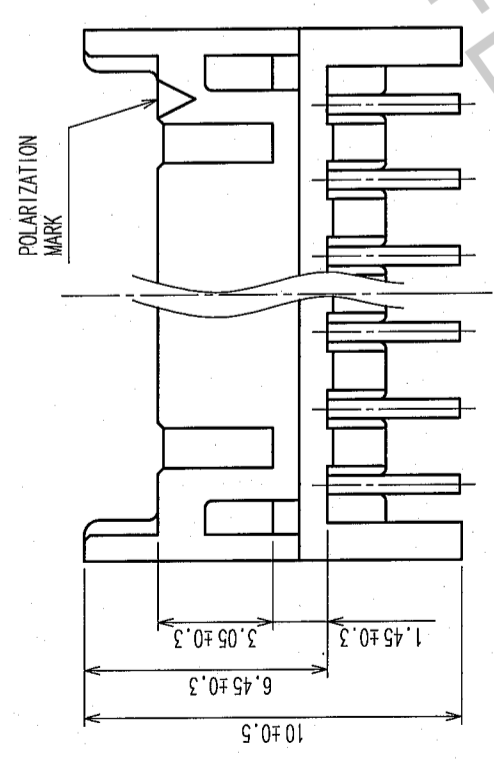
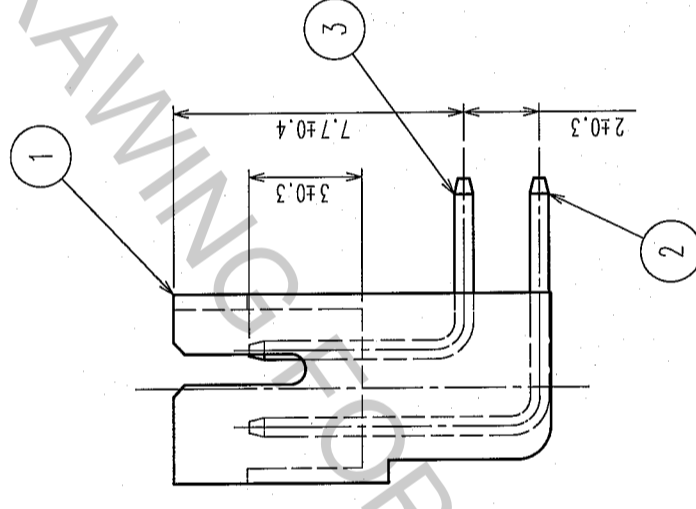
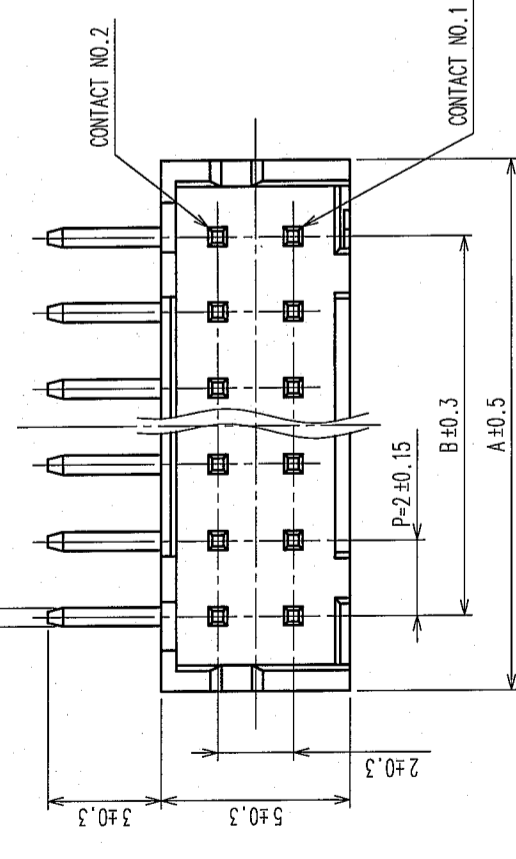


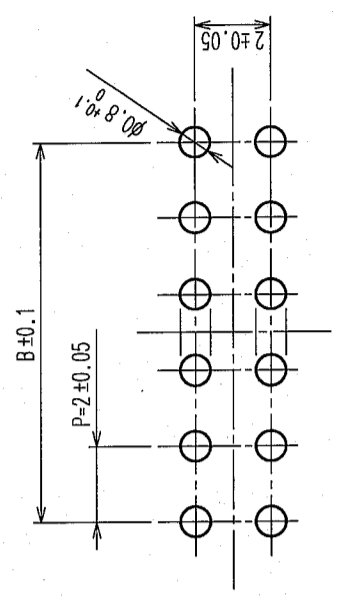
COUNT	DESCRIPTION OF REVISIONS	BY	CHKD	DATE	COUNT	DESCRIPTION OF REVISIONS	BY	CHKD	DATE
△					△				
△					△				
△					△				

A B C D E F



CODE NO.	PART NO.	CONTACT	A	B
CL543-0533-1-24	DF11-4DP-2DS(24)	4	6.0	2.0
CL543-0534-4-24	DF11-6DP-2DS(24)	6	8.0	4.0
CL543-0535-7-24	DF11-8DP-2DS(24)	8	10.0	6.0
CL543-0536-0-24	DF11-10DP-2DS(24)	10	12.0	8.0
CL543-0537-2-24	DF11-12DP-2DS(24)	12	14.0	10.0
CL543-0538-5-24	DF11-14DP-2DS(24)	14	16.0	12.0
CL543-0539-8-24	DF11-16DP-2DS(24)	16	18.0	14.0
CL543-0540-7-24	DF11-18DP-2DS(24)	18	20.0	16.0
CL543-0541-0-24	DF11-20DP-2DS(24)	20	22.0	18.0
CL543-0542-2-24	DF11-22DP-2DS(24)	22	24.0	20.0
CL543-0543-5-24	DF11-24DP-2DS(24)	24	26.0	22.0
CL543-0544-8-24	DF11-26DP-2DS(24)	26	28.0	24.0
CL543-0545-0-24	DF11-28DP-2DS(24)	28	30.0	26.0
CL543-0546-3-24	DF11-30DP-2DS(24)	30	32.0	28.0
CL543-0547-6-24	DF11-32DP-2DS(24)	32	34.0	30.0

RECOMMENDED PATTERN

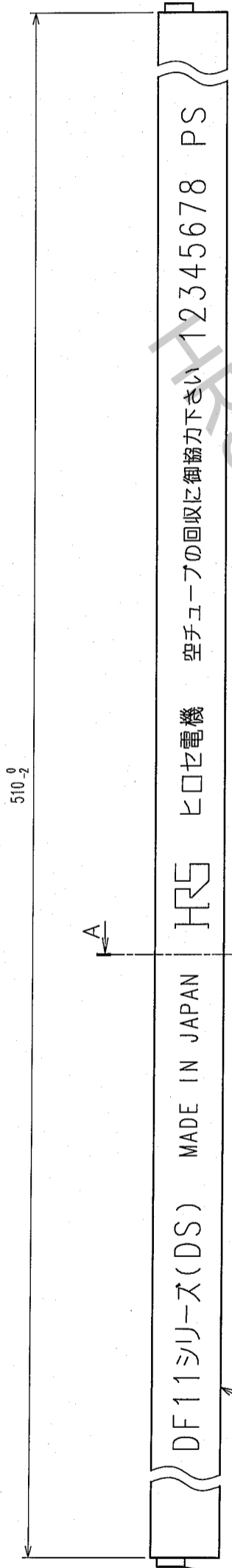


NO.	MATERIAL	FINISH, REMARKS	NO.	MATERIAL	FINISH, REMARKS
2	BRASS	SURFACE: TIN PLATED UNDER PLATING: NICKEL PLATED 0.5μm min	5	ELASTOMER	STOPPER, GREEN
1	POLYAMIDE	BLACK, UL94V-0	4	PS	ELECTROSTATIC PROTECTION, CLEAR
			3	BRASS	SURFACE: TIN PLATED 1μm min UNDER PLATING: NICKEL PLATED 0.5μm min

REMARKS	DESIGNED	CHECKED	APPROVED	RELEASED
	A. Miura			
	05.10.24	05.10.27	05.10.27	05.10.27

CODE NO. (OLD)	DRAWING NO.	PART NO.
	EDC3-084779-02	DF11-*DP-2DS(24)
SCALE	5:1	CODE NO.
UNITS	mm	CL543-
		1/2

COUNT	DESCRIPTION OF REVISIONS	BY	CHKD	DATE	COUNT	DESCRIPTION OF REVISIONS	BY	CHKD	DATE
△					△				
△					△				
△					△				

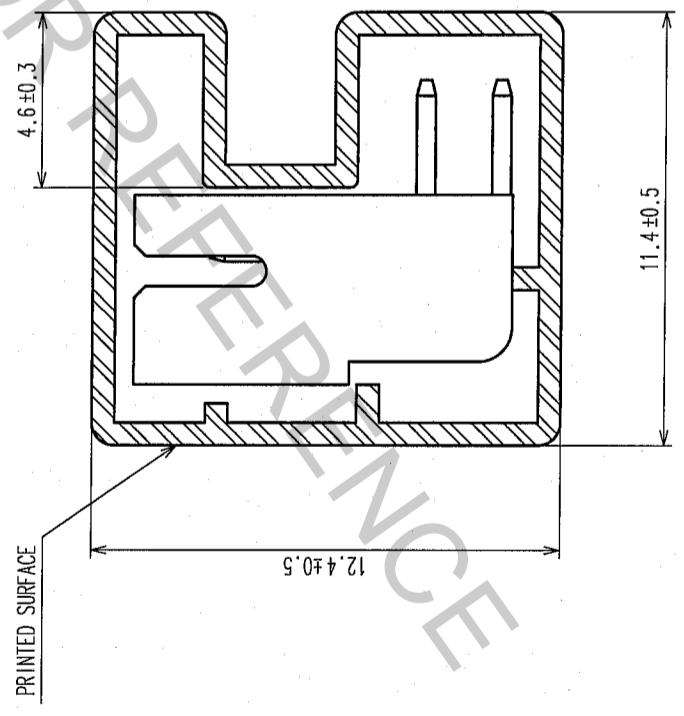


4

5

CODE NO.	PART NO.	NUMBER OF CONNECTORS
CL543-0533-1-24	DF11-4DP-2DS(24)	81
CL543-0534-4-24	DF11-6DP-2DS(24)	61
CL543-0535-7-24	DF11-8DP-2DS(24)	48
CL543-0536-0-24	DF11-10DP-2DS(24)	40
CL543-0537-2-24	DF11-12DP-2DS(24)	34
CL543-0538-5-24	DF11-14DP-2DS(24)	30
CL543-0539-8-24	DF11-16DP-2DS(24)	27
CL543-0540-7-24	DF11-18DP-2DS(24)	24
CL543-0541-0-24	DF11-20DP-2DS(24)	22
CL543-0542-2-24	DF11-22DP-2DS(24)	20
CL543-0543-5-24	DF11-24DP-2DS(24)	18
CL543-0544-8-24	DF11-26DP-2DS(24)	17
CL543-0545-0-24	DF11-28DP-2DS(24)	16
CL543-0546-3-24	DF11-30DP-2DS(24)	15
CL543-0547-6-24	DF11-32DP-2DS(24)	14

A-A (5:1)



NOTE 1. NUMBER OF CONNECTORS PER A MAGAZINE CASE SHALL BE IN ACCORDANCE WITH THE LIST BELOW.
 2. THESE CONNECTORS SHALL BE ON SALED IN ACCORDANCE WITH THE MULTIPLE QUANTITY ON THE LIST.

TO	
----	--

REMARKS	DRAWN	DESIGNED	CHECKED	APPROVED	RELEASED
	A. Miura	Shimizu	H. Yamashita	J. Oka	
	05.10.24	05.10.27	05.10.27	05.10.27	
CODE NO. (OLD)	DRAWING NO.		PART NO.		
	EDC3-084779-02		DF11-*DP-2DS(24)		
	SCALE		CODE NO.		
	FR:EE		CL543-		2
	UNITS		HIROSE ELECTRIC CO., LTD.		
	mm				