

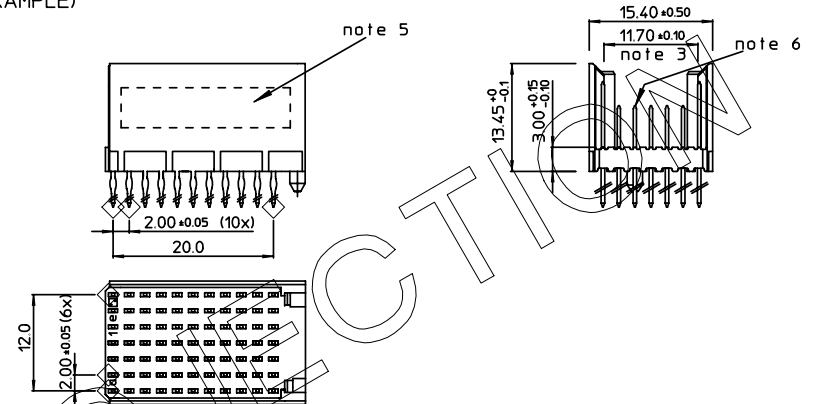
Table with 5 columns: REV., DATE, DESCRIPTION, BY, C 'K' D'. Includes revision history for conversion and EC approvals.

LOADING PATTERN MATING SIDE

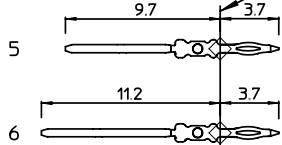
Grid table showing contact loading pattern for letters f through z and positions P through S.

NOTE : NOT TO BE MATED WITH A FREE BOARD CONNECTOR. LEVEL 3 IN ROW B IS NOT ALLOWED PER IEC 1076-4-101.

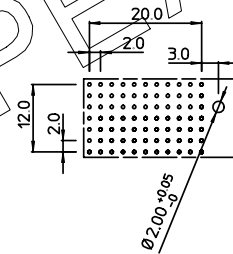
LOADED CONNECTOR ASSEMBLY (FOR EXAMPLE)



CONTACT OVERVIEW SEATING PLANE FOR CONNECTOR



LAY-OUT P.C.B.-HOLE



LEAD FREE INDICATOR : LF = LEAD FREE (DIGIT 15 & 16)

HM2P09PDM285

PLATING CODE (DIGIT 13 AND 14) (REF DWG No. BS,C ,201844.003)

NOTES:

- 1. THIS PRODUCT IS CSA APPROVED.
2. THIS PRODUCT IS UL RECOGNIZED.
3. MEASURED AT THE BOTTOM.
4. MATERIAL CONTACT: PHOSPHORBRONZE HOUSING: CREAM WHITE GLASS FILLED POLYESTER UL-94V0
5. CONNECTOR PRINTED WITH P/N AND DATE CODE.
6. FOR ACTUAL CONTACT LOADINGS, SEE LOADING PATTERN MATING SIDE.
7. SHAPE OF CONNECTOR HOUSING CAN ALTER DEPENDING ON PRODUCTION LOCATION.
8. THE PRODUCT (LF) MEETS EUROPEAN UNION DIRECTIVES AND OTHER COUNTRY REGULATIONS AS DESCRIBED IN GS-22-008
9. FOR RECOMMENDED PTH DIMENSIONS REFER DRAWING : BS,A ,201572.001

EUROPEAN PROJECT

Table for approval and references, including columns for APPR., DATE, SIGN., and PROD. MGR. Includes FCJ logo and website.



REFERENCES