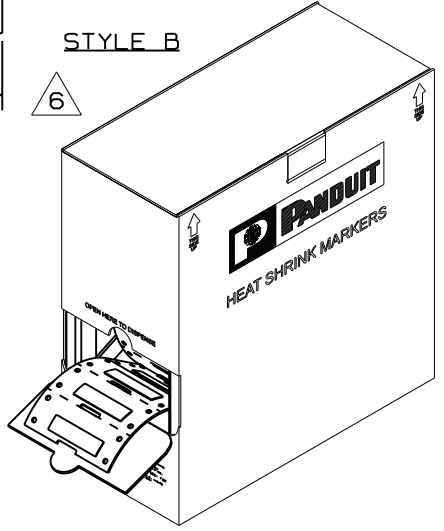
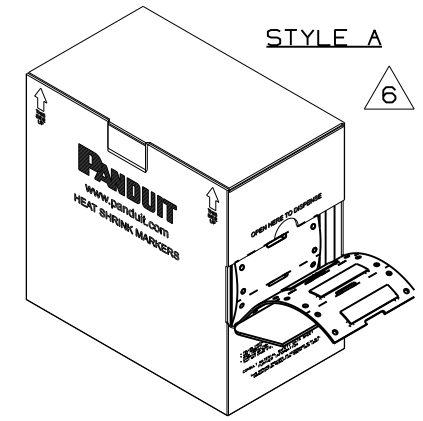
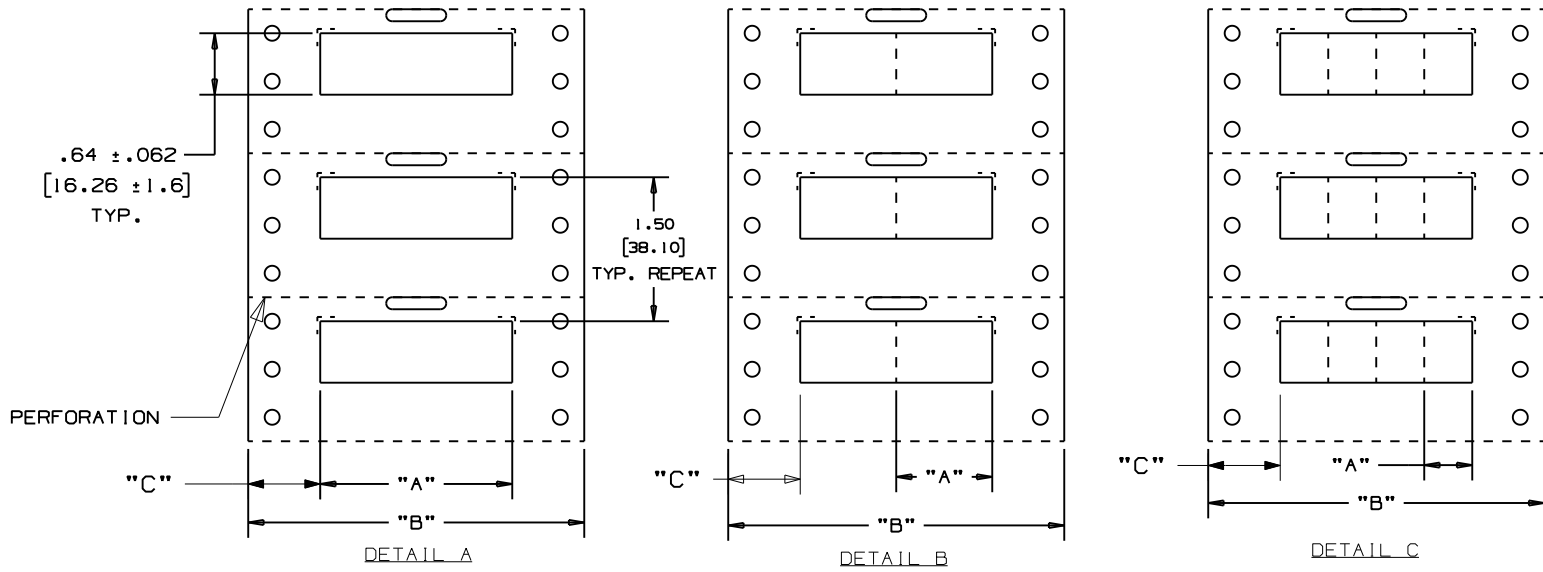


THIS COPY IS PROVIDED ON A RESTRICTED BASIS AND IS NOT TO BE USED IN ANY WAY DETRIMENTAL TO THE INTERESTS OF PANDUIT CORP.



PART NUMBER	SEE DETAIL	"A" +/- .062	"B"	"C"	MARKER ACROSS	TUBING COLOR	SEE STYLE
H200X064F IT	A	2.00 [ 50.80 ]	3.50 [ 88.90 ]	.75 [ 19.1 ]	1	WHITE	A
H100X064F IT	B	1.00 [ 25.40 ]		.75 [ 19.1 ]	2	WHITE	
H050X064F IT	C	0.50 [ 12.70 ]		.75 [ 19.1 ]	4	WHITE	
H200X064F IT-B	A	2.00 [ 50.80 ]		.75 [ 19.1 ]	1	WHITE	B
H100X064F IT-B	B	1.00 [ 25.40 ]		.75 [ 19.1 ]	2	WHITE	
H050X064F IT-B	C	0.50 [ 12.70 ]		.75 [ 19.1 ]	4	WHITE	

NOTES:  
1. DIMENSION IN [ ] ARE IN MILLIMETERS.

CAD FILENAME/LAYERS 100923NU-DC-C10219/07G

PANDUIT CORP. TINLEY PARK, ILLINOIS

CUSTOMER DRAWING H\*\*\*x064F\*\* OPTIMUM  
COMPUTER PRINTABLE HEAT SHRINK MARKERS

UNLESS OTHERWISE SPECIFIED,  
DIMENSIONAL TOLERANCES ARE:  
(.X) ± .12 (.XXX) ± .020  
(.XX) ± .062 ANGLES ±

UNLESS OTHERWISE SPECIFIED,  
ALL DIMENSIONS ARE GIVEN  
IN INCHES, THIRD ANGLE PROJECTION.

REV	DATE	BY	CHK	DESCRIPTION	ECN	R	CUST	SUP
6	12/2/10	RVU		Change boxes design.	6230	R		
5	5/21/09	RVU		+/- .12, +/- .062, +/- .020 WAS +/- .03, +/- .032, +/- .010. HT: .64 +/- .062 WAS .640. MAT'L, HSK TUBING GMH531, 3.5 WIDE LINER WAS GMHS. ADD "A" +/- .062. ADD STYLE B VIEW FOR BULK BOX. VIEW UPDATE.	5593	R		

DRAWN BY RVU DATE 9-29-04 CHK'D	MAT'L: HEATSHRINK TUBING GMH531, 3.5 WIDE LINER	SCALE NTS DRAWING NO. C10219 DWG A SIZE
---	--	---