



PART No. RH20000GY

for more information visit

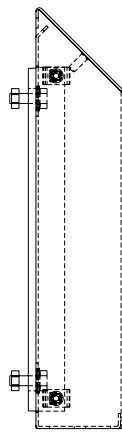
www.hammfg.com

Data subject to change without notice

Isometric drawing Not to Scale



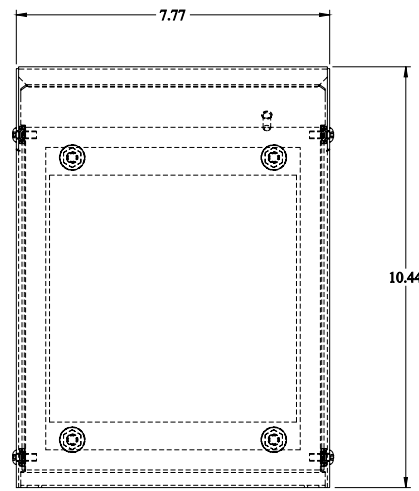
BACK VIEW



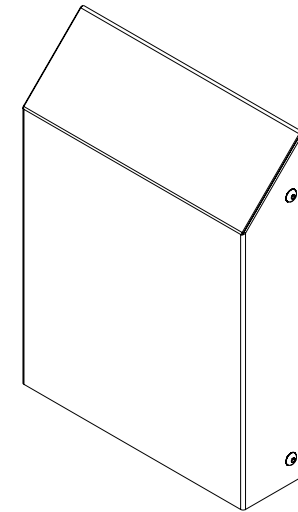
SIDE VIEW



TOP VIEW



FRONT VIEW



ISOMETRIC VIEW