

Panel feed-through terminal block - HDFK 16-VP/Z - 0717063

Please be informed that the data shown in this PDF Document is generated from our Online Catalog. Please find the complete data in the user's documentation. Our General Terms of Use for Downloads are valid (<http://phoenixcontact.com/download>)



Panel feed-through terminal block, Connection method: Screw connection, Cable lug connection, Load current : 101 A, Cross section: 0.5 mm² - 25 mm², AWG 20 - 4, Connection direction of the conductor to plug-in direction: 0 °, Width: 12.1 mm, Color: gray



Key Commercial Data

Packing unit	1 pc
Minimum order quantity	50 pc
Weight per Piece (excluding packing)	1.4 g
Custom tariff number	85369010
Country of origin	Greece

Technical data

General

Number of levels	1
Number of connections	2
Nominal cross section	16 mm ²
Color	gray
Flammability rating according to UL 94	V0
Rated surge voltage	6 kV
Pollution degree	3
Overvoltage category	III
Insulating material group	I
Connection in acc. with standard	IEC 60947-7-1
Nominal current I _N	76 A
Maximum load current	101 A
Nominal voltage U _N	500 V
Open side panel	nein
Number of positions	1

Panel feed-through terminal block - HDFK 16-VP/Z - 0717063

Technical data

Dimensions

Width	12.1 mm
Length	48.9 mm

Connection data

Note	Terminal sleeve
Connection side	Outside
Connection method	Screw connection
Conductor cross section solid min.	0.5 mm ²
Conductor cross section solid max.	25 mm ²
Conductor cross section flexible min.	0.5 mm ²
Conductor cross section flexible max.	16 mm ²
Conductor cross section AWG min.	20
Conductor cross section AWG max.	4
Conductor cross section flexible, with ferrule without plastic sleeve min.	0.5 mm ²
Conductor cross section flexible, with ferrule without plastic sleeve max.	16 mm ²
Conductor cross section flexible, with ferrule with plastic sleeve min.	0.5 mm ²
Conductor cross section flexible, with ferrule with plastic sleeve max.	16 mm ²
2 conductors with same cross section, solid min.	0.5 mm ²
2 conductors with same cross section, solid max.	6 mm ²
2 conductors with same cross section, stranded min.	0.5 mm ²
2 conductors with same cross section, stranded max.	6 mm ²
2 conductors with same cross section, stranded, ferrules without plastic sleeve, min.	0.5 mm ²
2 conductors with same cross section, stranded, ferrules without plastic sleeve, max.	6 mm ²
2 conductors with same cross section, stranded, TWIN ferrules with plastic sleeve, min.	0.5 mm ²
2 conductors with same cross section, stranded, TWIN ferrules with plastic sleeve, max.	6 mm ²
Stripping length	16 mm
Internal cylindrical gage	B7
Screw thread	M5
Tightening torque, min	2 Nm
Tightening torque max	2.3 Nm
Connection side	Inside
Connection method	Cable lug connection
Screw thread	M5
Tightening torque, min	2.5 Nm
Tightening torque max	3 Nm

Panel feed-through terminal block - HDFK 16-VP/Z - 0717063

Technical data

Standards and Regulations

Connection in acc. with standard	CUL
	IEC 60947-7-1
Flammability rating according to UL 94	V0

Classifications

eCl@ss

eCl@ss 4.0	27141131
eCl@ss 4.1	27141131
eCl@ss 5.0	27141134
eCl@ss 5.1	27141134
eCl@ss 6.0	27141134
eCl@ss 7.0	27141134
eCl@ss 8.0	27141134

ETIM

ETIM 2.0	EC001283
ETIM 3.0	EC001283
ETIM 4.0	EC001283
ETIM 5.0	EC001283

UNSPSC

UNSPSC 6.01	30211811
UNSPSC 7.0901	39121410
UNSPSC 11	39121410
UNSPSC 12.01	39121410
UNSPSC 13.2	39121410

Approvals

Approvals

Approvals

UL Recognized / cUL Recognized / PRS / EAC / cULus Recognized


Ex Approvals


Panel feed-through terminal block - HDFK 16-VP/Z - 0717063

Approvals

Approvals submitted

Approval details

UL Recognized 			
		B	C
mm ² /AWG/kcmil	20-4	20-4	20-4
Nominal current I _N	85 A	85 A	85 A
Nominal voltage U _N	600 V	600 V	600 V

cUL Recognized 			
		B	C
mm ² /AWG/kcmil	20-4	20-4	20-4
Nominal current I _N	85 A	85 A	85 A
Nominal voltage U _N	600 V	600 V	600 V

PRS

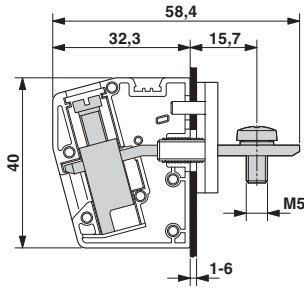
EAC

cULus Recognized 			
--	--	--	--

Drawings

Panel feed-through terminal block - HDFK 16-VP/Z - 0717063

Dimensional drawing



Dimensional drawing

