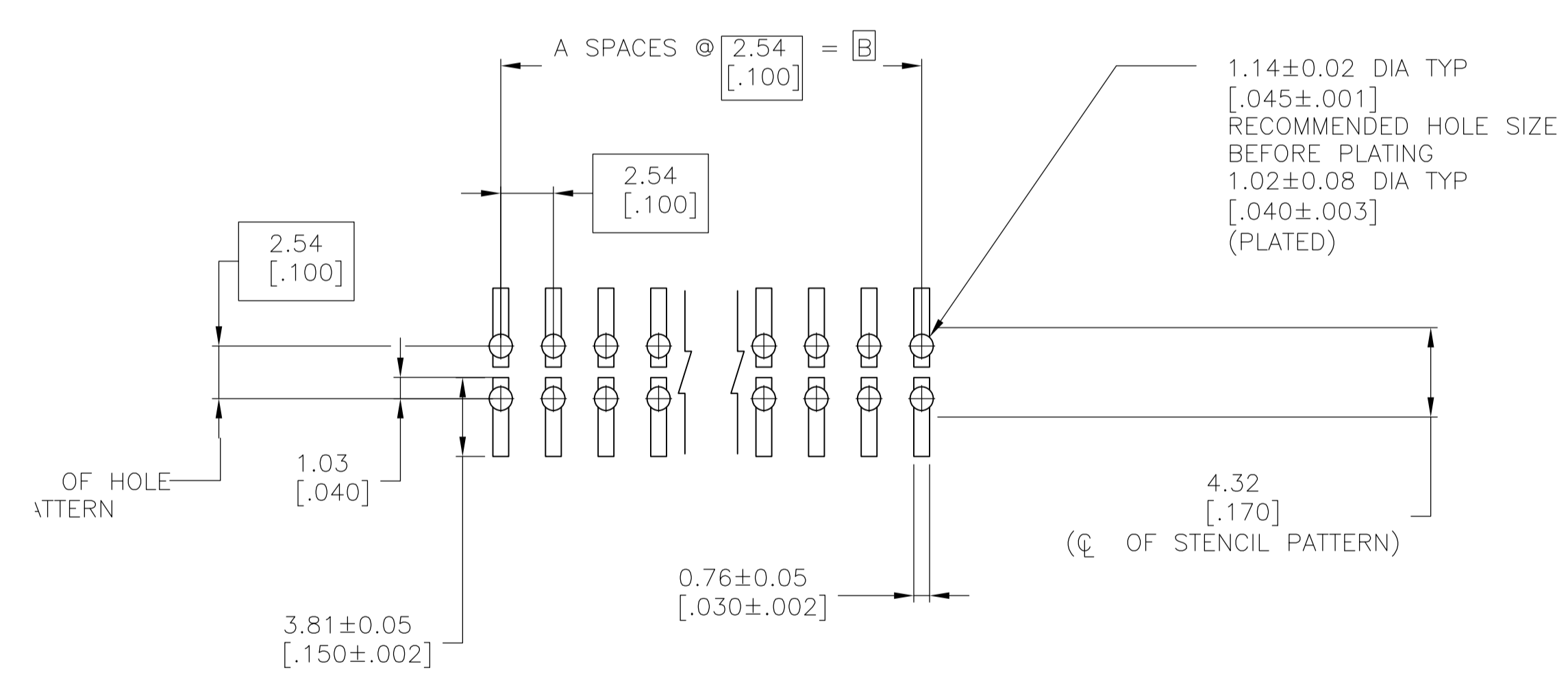
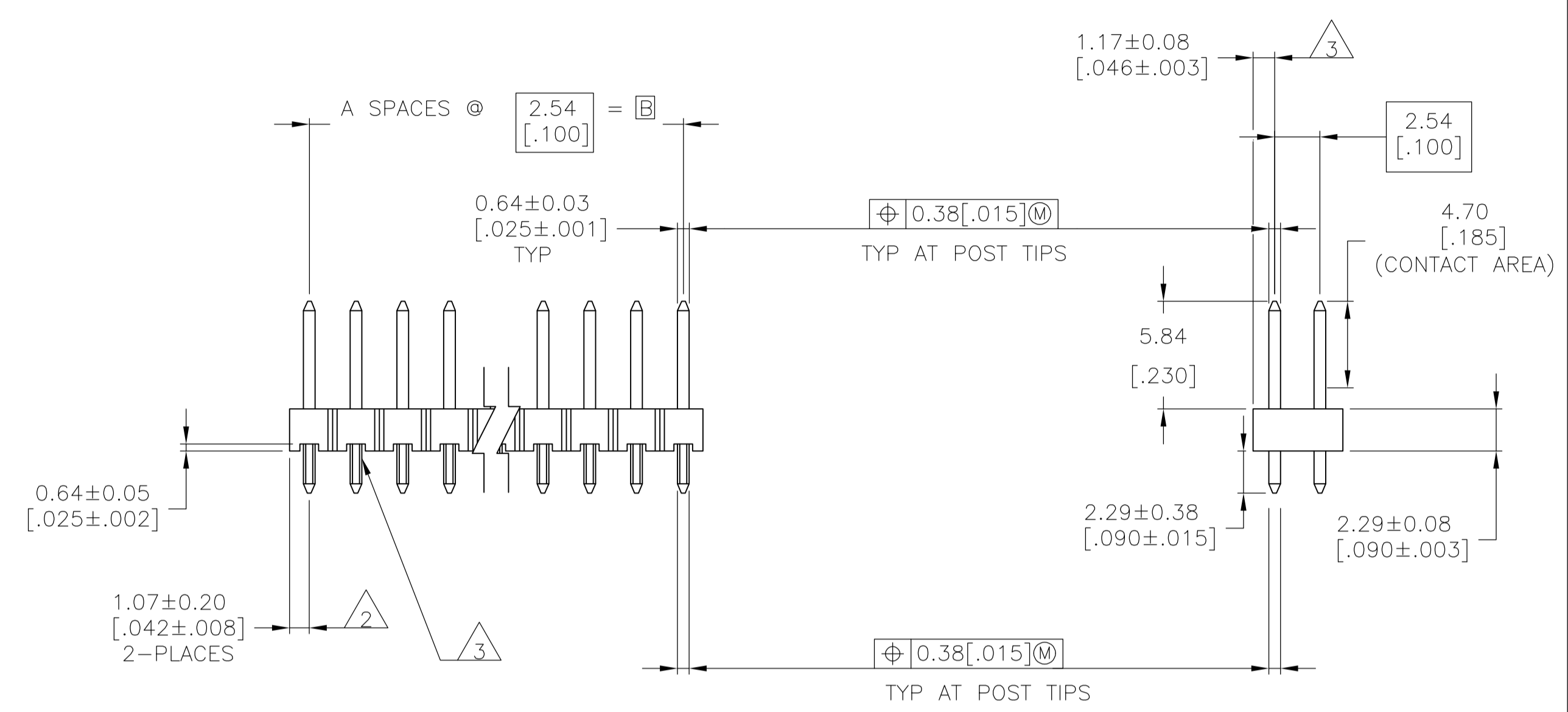
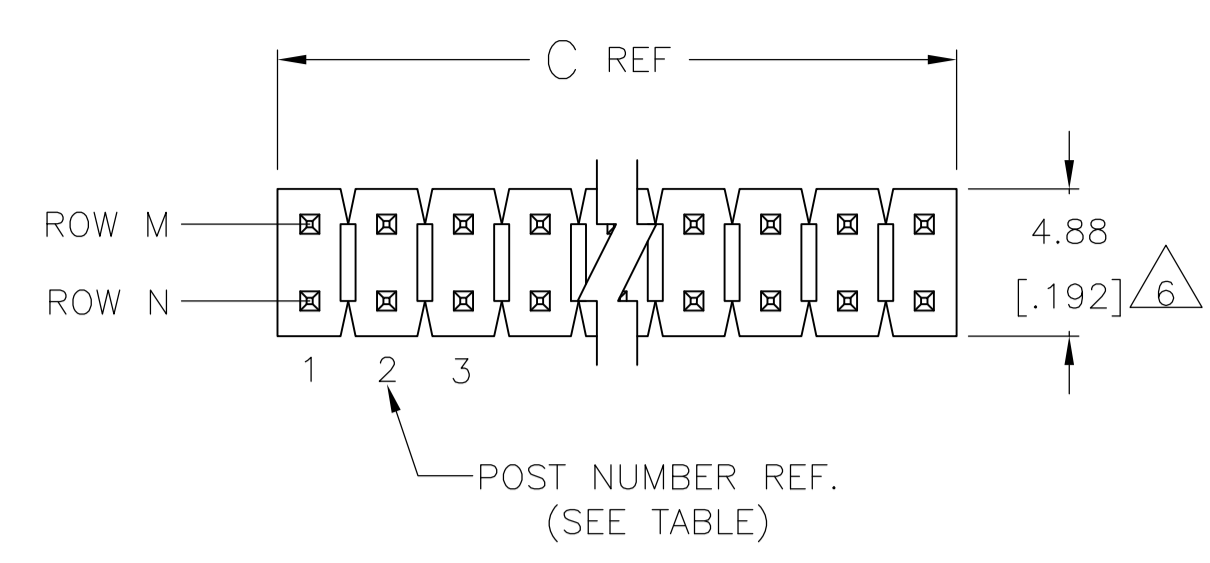


LOC		DIST		REVISIONS			
AD	00	REV	DATE	BY	CHK	APPV	DATE
J	EC 0G3C 0862 04		01MAR05	BSV	JLG		
J1	REVISED PER ECO-09-024606		31OCT09	KK	AEG		



RECOMMENDED PC BOARD MOUNTING DIMENSIONS FOR .063 [.160] THICK PC BOARD AND .012 [.305] STENCIL THICK

- TRUE POSITION TOLERANCE OF THE POST TIPS APPLIES WHEN THE HEADER IS HELD FLAT AGAINST THE PRINTED CIRCUIT BOARD.
- THE NOTED DIMENSIONS APPLY AT THE INTERSECTION OF THE POST AND HOUSING.
- RETENTION FEATURES ON SOLDER TAILS, LOCATED AT MANUFACTURERS OPTION.
- HOUSING: LCP, COLOR-BLACK. POST: PHOSPHOR BRONZE
- 0.000381 [.000015] GOLD IN CONTACT AREA, 0.00254-0.00508 [.0000100-.0000200] MATTE TIN-LEAD ON SOLDER TAIL, ALL OVER 0.00127 [.000050] NICKEL.
- THIS DIMENSION WILL BE 4.67 [.184] FOR THE 2 POSITION CONFIGURATION
- 0.000381 [.000015] GOLD IN CONTACT AREA, 0.00254-0.00508 [.0000100-.0000200] MATTE TIN ON SOLDER TAIL, ALL OVER 0.00127 [.000050] NICKEL.
- OBSELETE PARTS: OBSELETE CIS STREAMLINING PER D.RENAUD/D.SINISI

△	101.19 [3.984]	99.06 [3.900]	39	80	9-146272-0
△	98.65 [3.884]	96.52 [3.800]	38	78	8-146272-9
△	96.11 [3.784]	93.98 [3.700]	37	76	8-146272-8
△	93.57 [3.684]	91.44 [3.600]	36	74	8-146272-7
△	91.03 [3.584]	88.90 [3.500]	35	72	8-146272-6
△	88.49 [3.484]	86.36 [3.400]	34	70	8-146272-5
△	85.95 [3.384]	83.82 [3.300]	33	68	8-146272-4
△	83.41 [3.284]	81.28 [3.200]	32	66	8-146272-3
△	80.87 [3.184]	78.74 [3.100]	31	64	8-146272-2
△	78.33 [3.084]	76.20 [3.000]	30	62	8-146272-1
△	75.79 [2.984]	73.66 [2.900]	29	60	8-146272-0
△	73.25 [2.884]	71.12 [2.800]	28	58	7-146272-9
△	70.71 [2.784]	68.58 [2.700]	27	56	7-146272-8
△	68.17 [2.684]	66.04 [2.600]	26	54	7-146272-7
△	65.63 [2.584]	63.5 [2.500]	25	52	7-146272-6
△	63.09 [2.484]	60.96 [2.400]	24	50	7-146272-5
△	60.55 [2.384]	58.42 [2.300]	23	48	7-146272-4
△	58.01 [2.284]	55.88 [2.200]	22	46	7-146272-3
△	55.47 [2.184]	53.34 [2.100]	21	44	7-146272-2
△	52.93 [2.084]	50.80 [2.000]	20	42	7-146272-1
△	50.39 [1.984]	48.26 [1.900]	19	40	7-146272-0
△	47.85 [1.884]	45.72 [1.800]	18	38	6-146272-9
△	45.31 [1.784]	43.18 [1.700]	17	36	6-146272-8
△	42.77 [1.684]	40.64 [1.600]	16	34	6-146272-7
△	40.23 [1.584]	38.10 [1.500]	15	32	6-146272-6
△	37.69 [1.484]	35.56 [1.400]	14	30	6-146272-5
△	35.15 [1.384]	33.02 [1.300]	13	28	6-146272-4
△	32.61 [1.284]	30.48 [1.200]	12	26	6-146272-3
△	30.07 [1.184]	27.94 [1.100]	11	24	6-146272-2
△	27.53 [1.084]	25.40 [1.000]	10	22	6-146272-1
△	24.99 [.984]	22.86 [.900]	9	20	6-146272-0
△	22.45 [.884]	20.32 [.800]	8	18	5-146272-9
△	19.91 [.784]	17.78 [.700]	7	16	5-146272-8
△	17.37 [.684]	15.24 [.600]	6	14	5-146272-7
△	14.83 [.584]	12.70 [.500]	5	12	5-146272-6
△	12.29 [.484]	10.16 [.400]	4	10	5-146272-5
△	9.75 [.384]	7.62 [.300]	3	8	5-146272-4
△	7.21 [.284]	5.08 [.200]	2	6	5-146272-3
△	4.67 [.184]	2.54 [.100]	1	4	5-146272-2
△	2.13 [.084]	-	-	2	5-146272-1

8  
OBSELETE

8  
OBSELETE

8  
SUPERSEDED

8  
OBSELETE

△	101.19 [3.984]	99.06 [3.900]	39	80	4-146272-0
△	98.65 [3.884]	96.52 [3.800]	38	78	3-146272-9
△	96.11 [3.784]	93.98 [3.700]	37	76	3-146272-8
△	93.57 [3.684]	91.44 [3.600]	36	74	3-146272-7
△	91.03 [3.584]	88.90 [3.500]	35	72	3-146272-6
△	88.49 [3.484]	86.36 [3.400]	34	70	3-146272-5
△	85.95 [3.384]	83.82 [3.300]	33	68	3-146272-4
△	83.41 [3.284]	81.28 [3.200]	32	66	3-146272-3
△	80.87 [3.184]	78.74 [3.100]	31	64	3-146272-2
△	78.33 [3.084]	76.20 [3.000]	30	62	3-146272-1
△	75.79 [2.984]	73.66 [2.900]	29	60	3-146272-0
△	73.25 [2.884]	71.12 [2.800]	28	58	2-146272-9
△	70.71 [2.784]	68.58 [2.700]	27	56	2-146272-8
△	68.17 [2.684]	66.04 [2.600]	26	54	2-146272-7
△	65.63 [2.584]	63.5 [2.500]	25	52	2-146272-6
△	63.09 [2.484]	60.96 [2.400]	24	50	2-146272-5
△	60.55 [2.384]	58.42 [2.300]	23	48	2-146272-4
△	58.01 [2.284]	55.88 [2.200]	22	46	2-146272-3
△	55.47 [2.184]	53.34 [2.100]	21	44	2-146272-2
△	52.93 [2.084]	50.80 [2.000]	20	42	2-146272-1
△	50.39 [1.984]	48.26 [1.900]	19	40	2-146272-0
△	47.85 [1.884]	45.72 [1.800]	18	38	1-146272-9
△	45.31 [1.784]	43.18 [1.700]	17	36	1-146272-8
△	42.77 [1.684]	40.64 [1.600]	16	34	1-146272-7
△	40.23 [1.584]	38.10 [1.500]	15	32	1-146272-6
△	37.69 [1.484]	35.56 [1.400]	14	30	1-146272-5
△	35.15 [1.384]	33.02 [1.300]	13	28	1-146272-4
△	32.61 [1.284]	30.48 [1.200]	12	26	1-146272-3
△	30.07 [1.184]	27.94 [1.100]	11	24	1-146272-2
△	27.53 [1.084]	25.40 [1.000]	10	22	1-146272-1
△	24.99 [.984]	22.86 [.900]	9	20	1-146272-0
△	22.45 [.884]	20.32 [.800]	8	18	146272-9
△	19.91 [.784]	17.78 [.700]	7	16	146272-8
△	17.37 [.684]	15.24 [.600]	6	14	146272-7
△	14.83 [.584]	12.70 [.500]	5	12	146272-6
△	12.29 [.484]	10.16 [.400]	4	10	146272-5
△	9.75 [.384]	7.62 [.300]	3	8	146272-4
△	7.21 [.284]	5.08 [.200]	2	6	146272-3
△	4.67 [.184]	2.54 [.100]	1	4	146272-2
△	2.13 [.084]	-	-	2	146272-1

PLATING C B A NO. OF POSITIONS PART NUMBER

PLATING C B A NO. OF POSITIONS PART NUMBER

THIS DRAWING IS A CONTROLLED DOCUMENT.

DIMENSIONS: mm [INCHES]	TOLERANCES UNLESS OTHERWISE SPECIFIED:	0 PLC ± -	1 PLC ± 0.15 [.005]	2 PLC ± 0.12 [.005]	3 PLC ± 0.12 [.005]	4 PLC ± 0.12 [.005]	ANGLES ±
MATERIAL	FINISH	WEIGHT	SIZE	CAGE CODE	DRAWING NO	RESTRICTED TO	
SEE TABLE	SEE TABLE	-	A1	00779	146272	-	

CUSTOMER DRAWING SCALE 4:1 SHEET 1 OF 1 REV J1