


Printed-circuit board connector - MCVR 1.5/ 4-STF-3.5 - 1863327

Please be informed that the data shown in this PDF Document is generated from our Online Catalog. Please find the complete data in the user's documentation. Our General Terms of Use for Downloads are valid (<http://download.phoenixcontact.com>)

Plug component, Nominal current: 8 A, Rated voltage (III/2): 160 V, Number of positions: 4, Pitch: 3.5 mm, Connection method: Screw connection, Color: green, Contact surface: Tin



The figure shows a 10-position version of the product

Why buy this product

- Generously dimensioned wiring space
- Plug for vertical plug-in direction
- Compact dimensions of the MCV 1,5 plug range
- Individual position keying by removing the keying tab and connecting the keying profile to the header



Key commercial data

| | |
|------------------------|---|
| Packing unit | 1 |
| Minimum order quantity | 50 |
| Catalog page | Page 181 (CC-2011) |
| GTIN |  4 017918 121136 |
| Custom tariff number | 85366990 |
| Country of origin | GERMANY |

Technical data

Dimensions / positions

| | |
|------------------------|---------|
| Height | 12.5 mm |
| Pitch | 3.5 mm |
| Dimension a | 10.5 mm |
| Number of positions | 4 |
| Screw thread | M2 |
| Tightening torque, min | 0.22 Nm |
| Tightening torque max | 0.25 Nm |

Technical data

| | |
|---------------------------|-----------------|
| Range of articles | MCVR 1,5/..-STF |
| Insulating material group | I |

Printed-circuit board connector - MCVR 1.5/ 4-STF-3.5 - 1863327

Technical data

Technical data

| | |
|---|--|
| Rated surge voltage (III/3) | 2.5 kV |
| Rated surge voltage (III/2) | 2.5 kV |
| Rated surge voltage (II/2) | 2.5 kV |
| Rated voltage (III/2) | 160 V |
| Rated voltage (II/2) | 320 V |
| Connection in acc. with standard | EN-VDE |
| Nominal current IN | 8 A |
| Nominal voltage UN | 160 V |
| Nominal cross section | 1.5 mm ² |
| Maximum load current | 8 A (with 1.5 mm ² conductor cross section) |
| Insulating material | PA |
| Inflammability class according to UL 94 | V0 |
| Internal cylindrical gage | A1 |
| Stripping length | 7 mm |
| Nominal voltage, UL/CUL Use Group B | 300 V |
| Nominal current, UL/CUL Use Group B | 8 A |
| Nominal voltage, UL/CUL Use Group D | 300 V |
| Nominal current, UL/CUL Use Group D | 8 A |

Connection data

| | |
|---|----------------------|
| Conductor cross section solid min. | 0.14 mm ² |
| Conductor cross section solid max. | 1.5 mm ² |
| Conductor cross section stranded min. | 0.14 mm ² |
| Conductor cross section stranded max. | 1.5 mm ² |
| Conductor cross section stranded, with ferrule without plastic sleeve min. | 0.25 mm ² |
| Conductor cross section stranded, with ferrule without plastic sleeve max. | 1.5 mm ² |
| Conductor cross section stranded, with ferrule with plastic sleeve min. | 0.25 mm ² |
| Conductor cross section stranded, with ferrule with plastic sleeve max. | 0.5 mm ² |
| Conductor cross section AWG/kcmil min. | 28 |
| Conductor cross section AWG/kcmil max | 16 |
| 2 conductors with same cross section, solid min. | 0.08 mm ² |
| 2 conductors with same cross section, solid max. | 0.5 mm ² |
| 2 conductors with same cross section, stranded min. | 0.08 mm ² |
| 2 conductors with same cross section, stranded max. | 0.75 mm ² |
| 2 conductors with same cross section, stranded, ferrules without plastic sleeve, min. | 0.25 mm ² |
| 2 conductors with same cross section, stranded, ferrules without plastic sleeve, max. | 0.34 mm ² |
| 2 conductors with same cross section, stranded, TWIN ferrules with plastic sleeve, min. | 0.5 mm ² |
| 2 conductors with same cross section, stranded, TWIN ferrules with plastic sleeve, max. | 0.5 mm ² |

Printed-circuit board connector - MCVR 1.5/ 4-STF-3.5 - 1863327

Technical data

Connection data

| | |
|---------------------------------|----|
| Minimum AWG according to UL/CUL | 30 |
| Maximum AWG according to UL/CUL | 14 |

Classifications

eclass

| | |
|------------|----------|
| eCl@ss 4.0 | 272607xx |
| eCl@ss 4.1 | 27260701 |
| eCl@ss 5.0 | 27260701 |
| eCl@ss 5.1 | 27260701 |
| eCl@ss 6.0 | 27260704 |
| eCl@ss 7.0 | 27440402 |

etim

| | |
|----------|----------|
| ETIM 3.0 | EC001121 |
| ETIM 4.0 | EC002638 |
| ETIM 5.0 | EC002638 |

unspsc

| | |
|---------------|----------|
| UNSPSC 6.01 | 30211810 |
| UNSPSC 7.0901 | 39121409 |
| UNSPSC 11 | 39121409 |
| UNSPSC 12.01 | 39121409 |
| UNSPSC 13.2 | 39121409 |

Approvals

Approvals

Approvals

UL Recognized / VDE report with production monitoring / cUL Recognized / GOST / IECCEB CB Scheme / GOST / cULus Recognized


Ex Approvals

Approvals submitted


Approval details

Printed-circuit board connector - MCVR 1.5/ 4-STF-3.5 - 1863327


Approvals

UL Recognized 

| | B | D |
|--------------------------------|-------|-------|
| mm ² /AWG/kcmil | 30-14 | 30-14 |
| Nominal current I _N | 8 A | 8 A |
| Nominal voltage U _N | 300 V | 300 V |

VDE report with production monitoring 

| | |
|--------------------------------|---------|
| mm ² /AWG/kcmil | 0.2-1.5 |
| Nominal current I _N | 8 A |
| Nominal voltage U _N | 160 V |

cUL Recognized 

| | B | D |
|--------------------------------|-------|-------|
| mm ² /AWG/kcmil | 30-14 | 30-14 |
| Nominal current I _N | 8 A | 8 A |
| Nominal voltage U _N | 300 V | 300 V |

GOST 

IECEE CB Scheme

| | |
|--------------------------------|---------|
| mm ² /AWG/kcmil | 0.2-1.5 |
| Nominal current I _N | 8 A |
| Nominal voltage U _N | 160 V |

GOST 

cULus Recognized 

Printed-circuit board connector - MCVR 1.5/ 4-STF-3.5 - 1863327

Accessories

Accessories

Marking

Marker cards - SK 3,5/2,8:FORTL.ZAHLEN - 0804073



Marker cards, Card, white, Labeled, Horizontal: Consecutive numbers 1 - 10, 11 - 20, etc. up to 91 - 99, Mounting type: Adhesive, For terminal block width: 3.5 mm

Marker cards - SK U/2,8 WH:UNBEDRUCKT - 0803883



Marker cards, Sheet, white, Unlabeled, Can be labeled with: Plotter, Office-Drucksysteme, Mounting type: Adhesive

Marker pen - B-STIFT - 1051993



Marker pen, for manual labeling of unprinted Zack strips, smear-proof and waterproof, line thickness 0.5 mm

Tools

Screwdriver - SZS 0,4X2,5 VDE - 1205037



Screwdriver, bladed, VDE insulated, size: 0.4 x 2.5 x 80 mm, 2-component grip, with non-slip grip

Additional products

Base strip - MCV 1,5/ 4-GF-3,5 - 1843240



Header, Nominal current: 8 A, Rated voltage (III/2): 160 V, Number of positions: 4, Pitch: 3.5 mm, Color: green, Contact surface: Tin, Assembly: Soldering

Printed-circuit board connector - MCVR 1.5/ 4-STF-3.5 - 1863327

Accessories

Base strip - MC 1,5/ 4-GF-3,5 - 1843813

Header, Nominal current: 8 A, Rated voltage (III/2): 160 V, Number of positions: 4, Pitch: 3.5 mm, Color: green, Contact surface: Tin, Assembly: Soldering



Base strip - EMCV 1,5/ 4-GF-3,5 - 1911185

Header, Nominal current: 8 A, Rated voltage (III/2): 160 V, Number of positions: 4, Pitch: 3.5 mm, Color: green, Contact surface: Tin, Assembly: Press-in



Base strip - EMC 1,5/ 4-GF-3,5 - 1897267

Header, Nominal current: 8 A, Rated voltage (III/2): 160 V, Number of positions: 4, Pitch: 3.5 mm, Color: green, Contact surface: Tin, Assembly: Press-in



Drawings

Dimensioned drawing

