

## Base strip - DFK-PC 4/ 6-GF-7,62 - 1840599

Please be informed that the data shown in this PDF Document is generated from our Online Catalog. Please find the complete data in the user's documentation. Our General Terms of Use for Downloads are valid (<http://download.phoenixcontact.com>)



Plug component, Nominal current: 20 A, Rated voltage (III/2): 630 V, Number of positions: 6, Pitch: 7.62 mm, Connection method: Screw connection, Color: green, Contact surface: Tin, Assembly: Direct mounting

The figure shows a 5-pos. version of the product

### Why buy this product

- Can be plugged into PC 4 and PC 5 plugs
- Lateral mounting flanges (for screw set see accessories)
- Screw connection on the inside of the device
- Feed-through plug-in connectors for a panel thickness of 1 to 5 mm
- Can be mounted from outside or prewired and mounted from inside



### Key commercial data

Packing unit	1
Minimum order quantity	1
Catalog page	Page 424 (CC-2011)
GTIN	 4 017918 111748
Custom tariff number	85366990
Country of origin	POLAND

### Technical data

#### Dimensions / positions

Pitch	7.62 mm
Dimension a	38.1 mm
Number of positions	6
Screw thread	M3
Tightening torque, min	0.5 Nm
Tightening torque max	0.6 Nm

#### Technical data

Range of articles	DFK-PC 4/...-GF
Insulating material group	I

## Base strip - DFK-PC 4/ 6-GF-7,62 - 1840599

### Technical data

#### Technical data

Rated surge voltage (III/3)	6 kV
Rated surge voltage (III/2)	6 kV
Rated surge voltage (II/2)	6 kV
Rated voltage (III/2)	630 V
Rated voltage (II/2)	1000 V
Connection in acc. with standard	EN-VDE
Nominal current IN	20 A
Nominal voltage UN	400 V
Nominal cross section	4 mm <sup>2</sup>
Maximum load current	20 A
Insulating material	PA
Inflammability class according to UL 94	V0
Internal cylindrical gage	A4
Stripping length	7 mm
Nominal voltage, UL/CUL Use Group B	300 V
Nominal current, UL/CUL Use Group B	35 A
Nominal voltage, UL/CUL Use Group C	300 V
Nominal current, UL/CUL Use Group C	35 A
Nominal voltage, UL/CUL Use Group D	600 V
Nominal current, UL/CUL Use Group D	5 A

#### Connection data

Conductor cross section solid min.	0.2 mm <sup>2</sup>
Conductor cross section solid max.	4 mm <sup>2</sup>
Conductor cross section stranded min.	0.2 mm <sup>2</sup>
Conductor cross section stranded max.	4 mm <sup>2</sup>
Conductor cross section stranded, with ferrule without plastic sleeve min.	0.25 mm <sup>2</sup>
Conductor cross section stranded, with ferrule without plastic sleeve max.	4 mm <sup>2</sup>
Conductor cross section stranded, with ferrule with plastic sleeve min.	0.25 mm <sup>2</sup>
Conductor cross section stranded, with ferrule with plastic sleeve max.	4 mm <sup>2</sup>
Conductor cross section AWG/kcmil min.	24
Conductor cross section AWG/kcmil max	10
2 conductors with same cross section, solid min.	0.2 mm <sup>2</sup>
2 conductors with same cross section, solid max.	2.5 mm <sup>2</sup>
2 conductors with same cross section, stranded min.	0.2 mm <sup>2</sup>
2 conductors with same cross section, stranded max.	2.5 mm <sup>2</sup>
2 conductors with same cross section, stranded, ferrules without plastic sleeve, min.	0.2 mm <sup>2</sup>
2 conductors with same cross section, stranded, ferrules without plastic sleeve, max.	1.5 mm <sup>2</sup>

# Base strip - DFK-PC 4/ 6-GF-7,62 - 1840599

## Technical data

### Connection data

2 conductors with same cross section, stranded, TWIN ferrules with plastic sleeve, min.	0.5 mm <sup>2</sup>
2 conductors with same cross section, stranded, TWIN ferrules with plastic sleeve, max.	2.5 mm <sup>2</sup>
Minimum AWG according to UL/CUL	30
Maximum AWG according to UL/CUL	10

## Classifications

### eclass

eCl@ss 4.0	272607xx
eCl@ss 4.1	27260701
eCl@ss 5.0	27260701
eCl@ss 5.1	27141190
eCl@ss 6.0	27260704
eCl@ss 7.0	27440402

### etim

ETIM 3.0	EC001283
ETIM 4.0	EC001283
ETIM 5.0	EC001283

### unspsc

UNSPSC 6.01	30211810
UNSPSC 7.0901	39121409
UNSPSC 11	39121409
UNSPSC 12.01	39121409
UNSPSC 13.2	39121409

## Approvals

### Approvals

#### Approvals

CSA / UL Recognized / cUL Recognized / GOST / LR / GL / DNV / GOST / cULus Recognized


#### Ex Approvals

#### Approvals submitted


### Approval details

# Base strip - DFK-PC 4/ 6-GF-7,62 - 1840599


## Approvals

CSA 

	B	C
mm <sup>2</sup> /AWG/kcmil	28-10	28-10
Nominal current I <sub>N</sub>	20 A	20 A
Nominal voltage U <sub>N</sub>	300 V	300 V

UL Recognized 

	B	C	D
mm <sup>2</sup> /AWG/kcmil	30-10	30-10	30-10
Nominal current I <sub>N</sub>	35 A	35 A	5 A
Nominal voltage U <sub>N</sub>	300 V	300 V	600 V

cUL Recognized 

	B	C	D
mm <sup>2</sup> /AWG/kcmil	30-10	30-10	30-10
Nominal current I <sub>N</sub>	35 A	35 A	5 A
Nominal voltage U <sub>N</sub>	300 V	300 V	600 V

GOST 

LR

mm <sup>2</sup> /AWG/kcmil	4
Nominal current I <sub>N</sub>	20 A
Nominal voltage U <sub>N</sub>	400 V

GL


Nominal current I <sub>N</sub>	20 A
Nominal voltage U <sub>N</sub>	400 V

DNV

## Base strip - DFK-PC 4/ 6-GF-7,62 - 1840599

### Approvals

GOST 

cULus Recognized 

### Accessories

#### Accessories

#### Assembly

Screw set - DFK-MSTB-SS - 0708263



Screw set, for securing the header to the device wall, consists of an M3 x 10 screw, with a spring washer and a nut

### Marking

Marker cards - SK 7,62/3,8:FORTL.ZAHLEN - 0804549



Marker cards, Card, white, labeled, Horizontal: Consecutive numbers 1 - 10, 11 - 20, etc. up to 91 - 100, Mounting type: Adhesive, For terminal block width: 7.62 mm

### Plug/Adapter

Coding profile - CP-HCC 4 - 1600027



Coding profile, Color: red

### Tools

# Base strip - DFK-PC 4/ 6-GF-7,62 - 1840599

## Accessories

Screwdriver - SZS 0,6X3,5 - 1205053



Actuation tool, for ST terminal blocks, insulated, also suitable for use as a bladed screwdriver, size: 0.6 x 3.5 x 100 mm, 2-component grip, with non-slip grip

## Additional products

Printed-circuit board connector - PC 4/ 6-STF-7,62 - 1828281



Plug component, Nominal current: 20 A, Rated voltage (III/2): 630 V, Number of positions: 6, Pitch: 7.62 mm, Connection method: Screw connection, Color: green, Contact surface: Tin

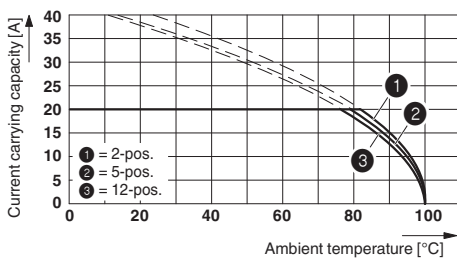
Printed-circuit board connector - PC 4 HV/ 6-STF-7,62 - 1880119



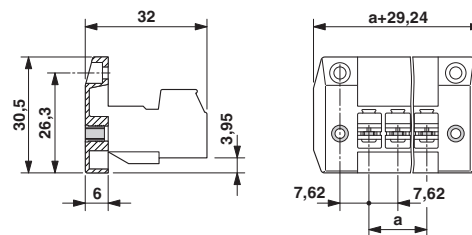
Plug component, Nominal current: 20 A, Rated voltage (III/2): 1000 V, Number of positions: 6, Pitch: 7.62 mm, Connection method: Screw connection, Color: green, Contact surface: Tin

## Drawings

### Diagram



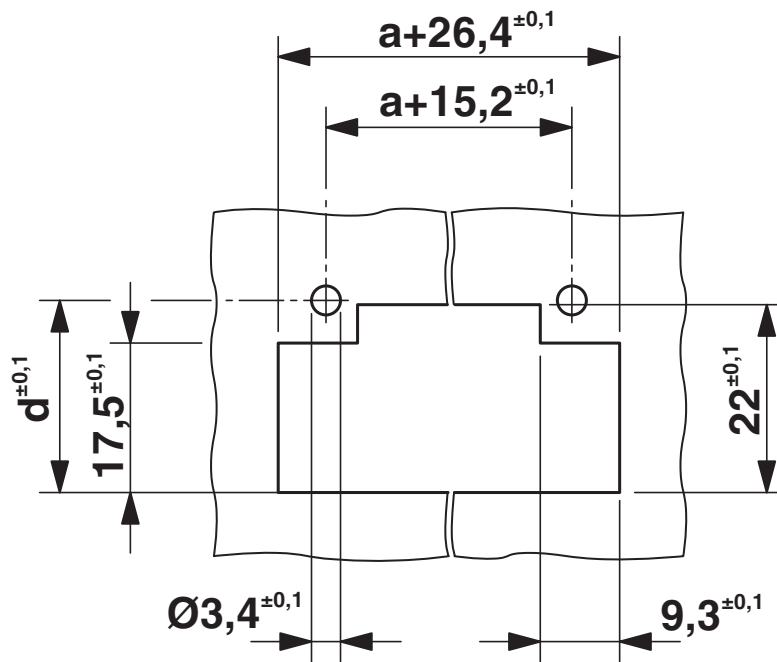
### Dimensioned drawing



Derating curve for: PC 4/...-ST-7,62 with DFK-PC 4/...-GF-7,62

## Base strip - DFK-PC 4/ 6-GF-7,62 - 1840599

Dimensioned drawing



Dimension d depending on the wall thickness (W) in mm: W=1: d=21.4

W=2: d=21.9

W=3: d=22.5

W=4: d=23.1

W=5: d=23.7

