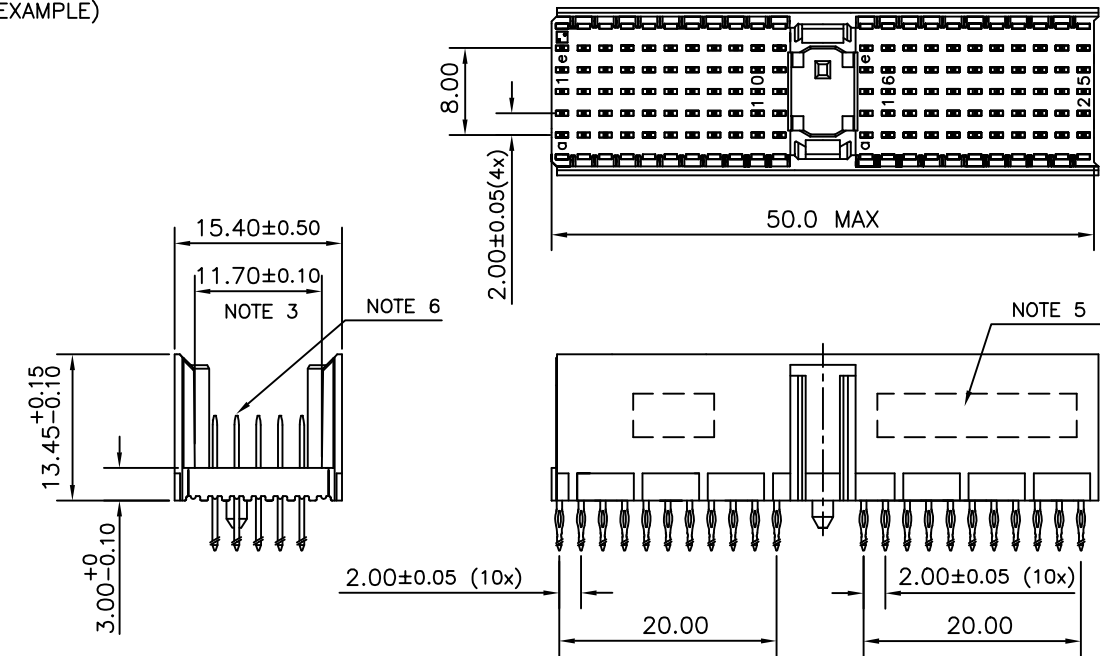


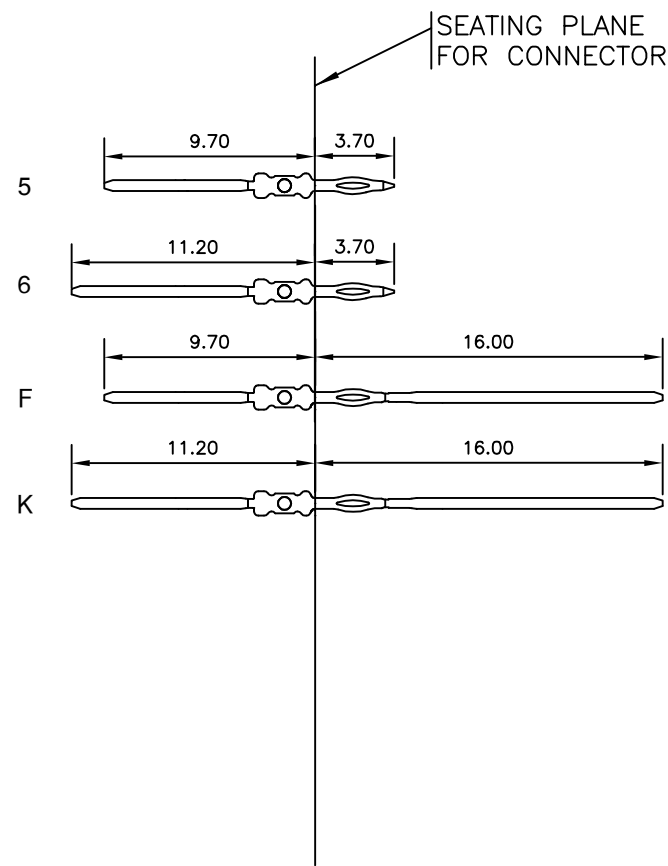
LOADING PATTERN MATING SIDE

f	0	0	0	0	0	0	0	0	0	0	0	0	0	0	0	0	0	0	0	0
e	F	K	F	F	F	K	F	5	6	5	5			5	5	5	5	5	5	5
d	K	F	F	F	K	F	F	5	5	5	5			5	5	5	5	5	5	5
c	F	F	F	F	F	F	F	5	5	5	6	6		5	5	5	5	5	5	5
b	K	F	F	K	F	K	F	5	6	6	5	5		5	5	5	5	5	5	5
a	F	F	F	F	F	F	F	5	6	5	5			5	5	5	5	5	5	5
z	0	0	0	0	0	0	0	0	0	0	0	0	0	0	0	0	0	0	0	0
P	0							1						1						2
S	1							5						5						5

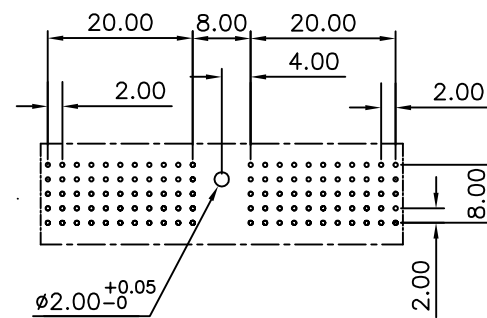
LOADED CONNECTOR ASSEMBLY
(FOR EXAMPLE)



CONTACT OVERVIEW



LAY-OUT P.C.B.-HOLE



HM2P07PNF3G0 **LEAD FREE INDICATOR : LF = LEAD FREE (DIGIT 15 & 16)**
PLATING CODE (DIGIT 13 AND 14)
 (REF DRW NO. BS, C , 201844 , 003)

NOTES

- THIS PRODUCT IS CSA APPROVED.
 - THIS PRODUCT IS UL RECOGNIZED.
 - MEASURED AT THE BOTTOM.
 - MATERIAL CONTACT: PHOSPHORBRONZE
HOUSING: CREAM WHITE GLASS FILLED POLYESTER UL-94V0
 - CONNECTOR PRINTED WITH P/N AND DATE CODE.
 - FOR ACTUAL CONTACT LOADINGS, SEE LOADING PATTERN MATING SIDE.
 - SHAPE OF CONNECTOR HOUSING CAN ALTER DEPENDING ON PRODUCTION LOCATION
 - THE PRODUCT (LF) MEETS EUROPEAN UNION DIRECTIVES AND OTHER COUNTRY REGULATIONS AS DESCRIBED IN GS-22-008
 - FOR RECOMMENDED PTH DIMENSIONS REFER DRAWING : BS, A , 201572 , 001
- CATALOG NO: HM2P07PNF3G0----

mat'l. code SEE NOTE 4			surface ISO 1302 ✓		tolerance ISO 406 ISO 1101		projection MM		product family MILLIPACS		
ltr	ecn no	dr	date		tolerances unless otherwise specified		MM		title MPACS 5+2R STR HDR PF CONN TYPE A		
A	I04-0093	MINI	2004/10/15		angles linear	.0±0.2		scale -		dwg no BS, C ,203028, 173	
B	I05-0190	MINI	2005/10/13			.00±0.1					
C	I06-0090	MINI	2006/06/28			0°±1°					
			dr		MINI K VANDANATH 2004/10/15		FCI		sheet 1 of 1 size 5		
			enr		BIJU K PAUL 2004/10/15				A3		
			chr		BIJU K PAUL 2006/06/28						
			appd		BIJU K PAUL 2006/06/28						
sheet index		revision sheet		C						type Product Customer Drawing	