

SUMMARY



Image is for illustrative purpose only

Wires

Low	14
High	0
Coax	0
Triax	0
Quad	0
Fiber	0
Fluidic	0

Download

[Request a quote](#)

[Catalog](#)

Series	2B
Termination type	Female solder
IP rating	50
Cable Ø	0.00 - 0.00 mm
Matching parts	FGC.2B.314.CLAD72Z
Status	
Alternative part	

TECHNICAL DETAILS

Mechanics

Shell Style/Model	EG*: Fixed receptacle, nut fixing
Keying	2 keys (alpha=60, plug: male contacts, receptacle: female contacts)
Housing Material	Brass (chrome plated) shell and collet nut, nickel plated brass latch sleeve and mid pieces
Cable Fixing	∅ 0 - 0 mm
Variant	

Performance

Configuration	2B.314 : 14 Low Voltage
Insulator	L: PEEK (UL 94 / V-0/3.2, depends on material thickness)
Rated Current	6.5 Amps

Specifications

Contact Type:	Solder
Max. Matings:	5000
Contact Dia.:	0.7 mm (0.028in)
Bucket Dia.:	0.8 mm (0.031in)
Max. Solid Conductor:	0.34 mm ² (AWG 22)
Max. Stranded Conductor:	0.34 mm ² (AWG 22)

R (max): 6.1 mOhm
 Vtest (contact-shell): 1350 V (AC), 1910 V (DC)
 Vtest (contact-contact): 1150 V (AC), 1630 V (DC)

Others

Temp (min / max): -55°C / +250°C
 Humidity (max): <=95% [at 60 deg C / 140 F]
 Vibration: 15 g [10 Hz - 2000 Hz]
 Shock Resistance: 100 g [6 ms]
 Salt Spray Corrosion: >1000 hr
 Climatical Category: 50/175/21
 Shielding (min): 75 dB (10 MHz)
 Shielding (min): 40 dB (1 GHz)
 IP Rating: 50

DRAWINGS

Draws



Dimensions

















	A	B	E	L	M	N	S1	S3	e
mm.	18	19.5	8.5	26.7	1.8	24.6	13.5	17	M15x1.0
in.	0,71	0,77	0,33	1,05	0,07	0,97	0,53	0,67	

RECOMMENDED BY LEMO

Tools

None

Cables

CMN.14.T22.068PGCE	PVC	GREY	
CMN.14.T22.068PGZE		Grey	
CMN.14.T22.068PNCE	PVC	Black	
CMN.14.T22.068PNZE			
CMN.14.T22.081PGCE	PVC	GREY	
CMN.14.T22.081PGZE		Grey	
CMN.14.T22.081PNCE	PVC	Black	
CMN.14.T22.081PNZE			
CMN.14.T28.056PGCE	PVC	GREY	
CMN.14.T28.056PGZE		Grey	
CMN.14.T28.056PNCE	PVC	Black	
CMN.14.T28.056PNZE			
CMN.14.T28.056QGZE	TPR (medical)	Grey	
114 260	PTFE	White	
214 140	PVC	Black	
214 240	PTFE	White	
314 250	PVC	Grey	