
CMOTVS5V7
SURFACE MOUNT SILICON
UNI-DIRECTIONAL
TRANSIENT VOLTAGE SUPPRESSOR



www.centrasemi.com



DESCRIPTION:

The CENTRAL SEMICONDUCTOR CMOTVS5V7 is a Transient Voltage Suppressor (TVS) with exceptionally low leakage current characteristics. Packaged in the SOD-523 surface mount case, this space saving device is designed to protect sensitive equipment against ESD damage.

MARKING CODE: 57

APPLICATIONS:

- User interface protection
- Power rail protection
- Voltage clamping

FEATURES:

- Low leakage current
- Space saving SOD-523 package

MAXIMUM RATINGS: ($T_A=25^\circ\text{C}$)

Peak Power Dissipation (8x20 μs)
 Electrical Fast Transient (IEC 61000-4-4) (5x50ns)
 ESD Voltage (IEC 61000-4-2, Air)
 ESD Voltage (IEC 61000-4-2, Contact)
 Operating and Storage Junction Temperature

SYMBOL

P_{PK} 66
 EFT 40
 V_{ESD} 15
 V_{ESD} 8.0
 T_J, T_{stg} -55 to +150


UNITS

W
 A
 kV
 kV
 $^\circ\text{C}$

ELECTRICAL CHARACTERISTICS: ($T_A=25^\circ\text{C}$) $V_F=1.2\text{V MAX @ } I_F=20\text{mA}$

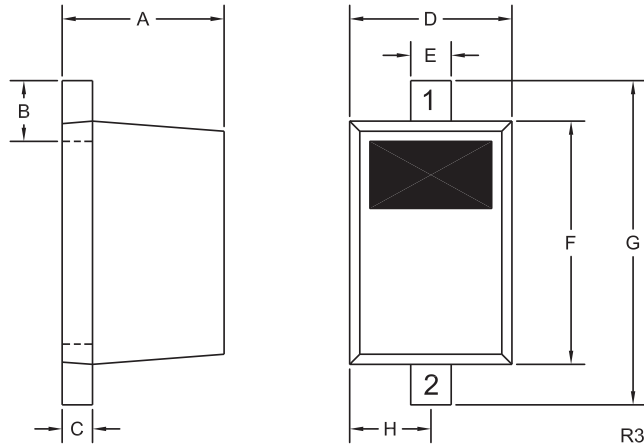
Maximum Reverse Stand-off Voltage V_{RWM}	Breakdown Voltage		Test Current I_T	Maximum Reverse Leakage Current $I_R @ V_{RWM}$	Maximum Clamping Voltage (8x20 μs) $V_C @ I_{PP}$		Typical TLP Clamping Voltage (Note 1) $V_{CL} @ I_{PP}$		Typical Dynamic Resistance (Note 1) R_{DYN}	Typical Junction Capacitance @ 0V Bias C_J
	MIN V	MAX V			V	A	V	A		
4.0	5.7	6.7	5.0	0.1	12	5.5	3.0	4.9	0.53	35
							6.0	10.5		

Note 1: Transmission Line Pulse (TLP) conditions: $Z_0=50\Omega$, $t_p=100\text{ns}$


CMOTVS5V7
SURFACE MOUNT SILICON
UNI-DIRECTIONAL
TRANSIENT VOLTAGE SUPPRESSOR



SOD-523 CASE - MECHANICAL OUTLINE



LEAD CODE:


- 1) Cathode
- 2) Anode

MARKING CODE: 57

SYMBOL	DIMENSIONS			
	INCHES		MILLIMETERS	
	MIN	MAX	MIN	MAX
A	0.020	0.031	0.50	0.80
B	0.008	0.016	0.20	0.40
C	0.002	0.008	0.05	0.20
D	0.028	0.035	0.70	0.90
E	0.008	0.014	0.20	0.35
F	0.039	0.055	1.00	1.40
G	0.055	0.071	1.40	1.80
H	0.016		0.40	

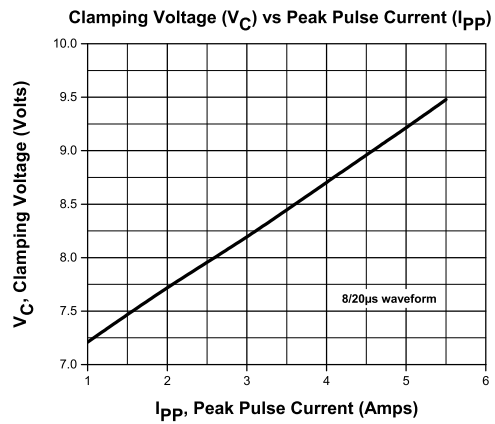
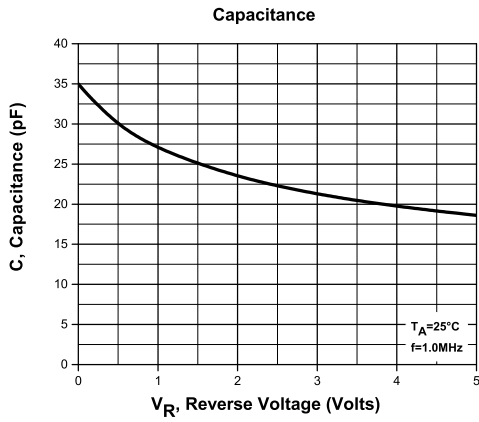
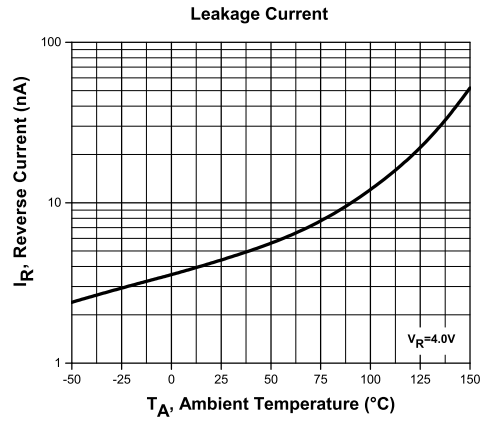
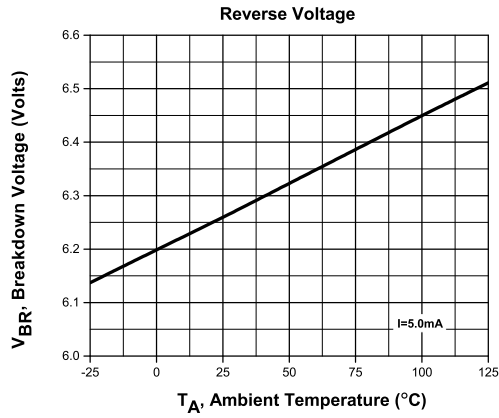
SOD-523 (REV: R3)

R4 (20-October 2015)



CMOTVS5V7
SURFACE MOUNT SILICON
UNI-DIRECTIONAL
TRANSIENT VOLTAGE SUPPRESSOR



TYPICAL ELECTRICAL CHARACTERISTICS

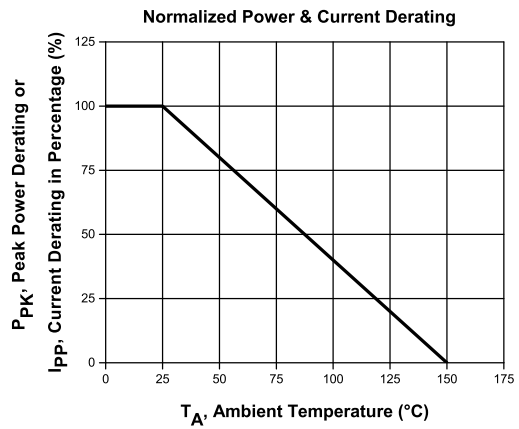
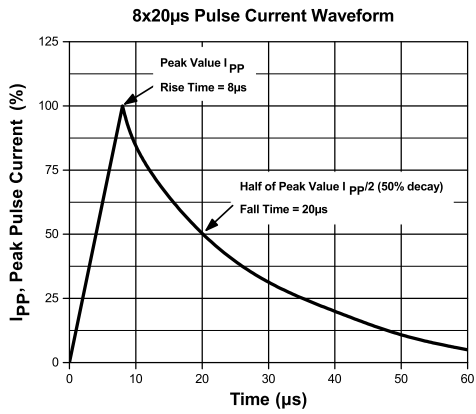
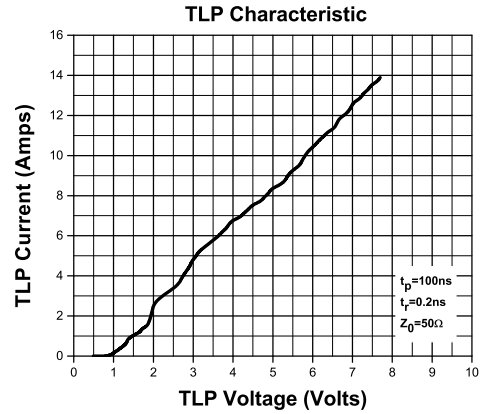
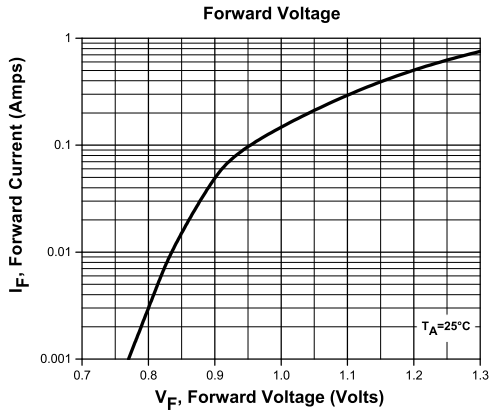


R4 (20-October 2015)


CMOTVS5V7
SURFACE MOUNT SILICON
UNI-DIRECTIONAL
TRANSIENT VOLTAGE SUPPRESSOR



TYPICAL ELECTRICAL CHARACTERISTICS



R4 (20-October 2015)

OUTSTANDING SUPPORT AND SUPERIOR SERVICES



PRODUCT SUPPORT

Central's operations team provides the highest level of support to insure product is delivered on-time.

- Supply management (Customer portals)
- Inventory bonding
- Consolidated shipping options
- Custom bar coding for shipments
- Custom product packing

DESIGNER SUPPORT/SERVICES

Central's applications engineering team is ready to discuss your design challenges. Just ask.

- Free quick ship samples (2nd day air)
- Online technical data and parametric search
- SPICE models
- Custom electrical curves
- Environmental regulation compliance
- Customer specific screening
- Up-screening capabilities
- Special wafer diffusions
- PbSn plating options
- Package details
- Application notes
- Application and design sample kits
- Custom product and package development

REQUESTING PRODUCT PLATING

1. If requesting Tin/Lead plated devices, add the suffix " TIN/LEAD" to the part number when ordering (example: 2N2222A TIN/LEAD).
2. If requesting Lead (Pb) Free plated devices, add the suffix " PBFREE" to the part number when ordering (example: 2N2222A PBFREE).

CONTACT US

Corporate Headquarters & Customer Support Team

Central Semiconductor Corp.
145 Adams Avenue
Hauppauge, NY 11788 USA
Main Tel: (631) 435-1110
Main Fax: (631) 435-1824
Support Team Fax: (631) 435-3388
www.centrasemi.com

Worldwide Field Representatives:
www.centrasemi.com/wwreps

Worldwide Distributors:
www.centrasemi.com/wwdistributors

For the latest version of Central Semiconductor's **LIMITATIONS AND DAMAGES DISCLAIMER**, which is part of Central's Standard Terms and Conditions of sale, visit: www.centrasemi.com/terms