THIS DRAWING IS UNPUBLISHED. RELEASED FOR PUBLICATION -,- .
© COPYRIGHT - By - ALL RIGHTS RESERVED.

LOC	DIST
AD	25

REVISIONS

P	LTR	DESCRIPTION	DATE	DWN	APVD
	03	REVISED PER ECO-12-012296	04JUL12	KH	AS

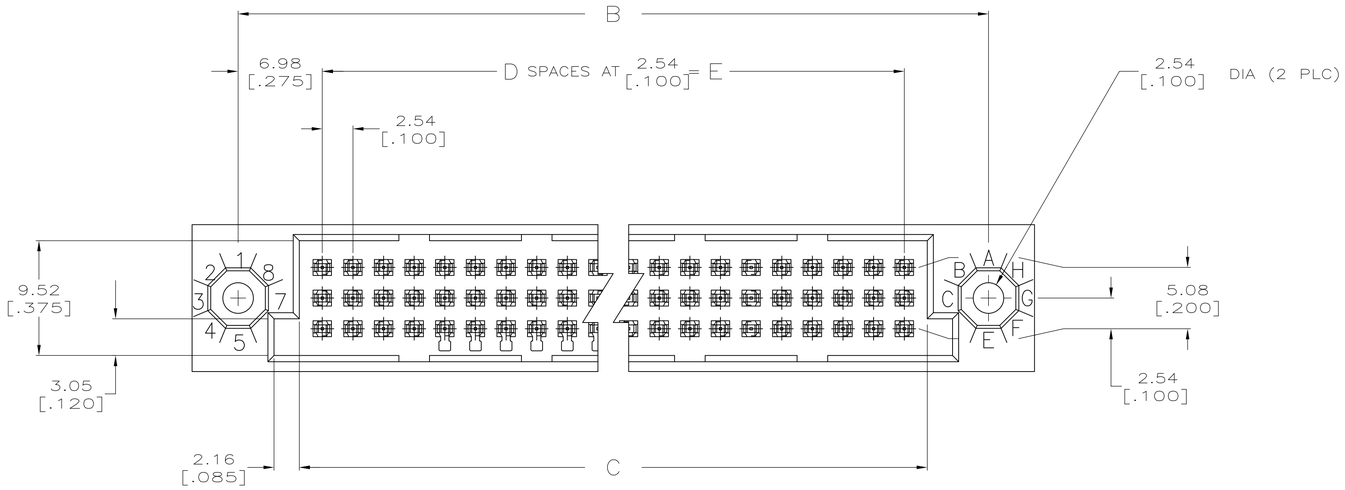

1. HOUSING MATERIAL: THERMOPLASTIC, COLOR-BLACK.
2. CONTACT MATERIAL: PHOSPHOR BRONZE.
3. CONTACT FINISH: .00127-.00254 [.000050-.000100] NICKEL UNDERPLATE ALL OVER; .00076 [.000030] GOLD PLATE IN CONTACT AREA, TIN PLATED POSTS.
4. ACTION PIN POSTS REQUIRE 2.36 [.093] MIN THICK P.C. BOARD. RECOMMENDED P.C. BOARD HOLES ARE DEFINED IN APPLICATION SPECIFICATION 114-9008.

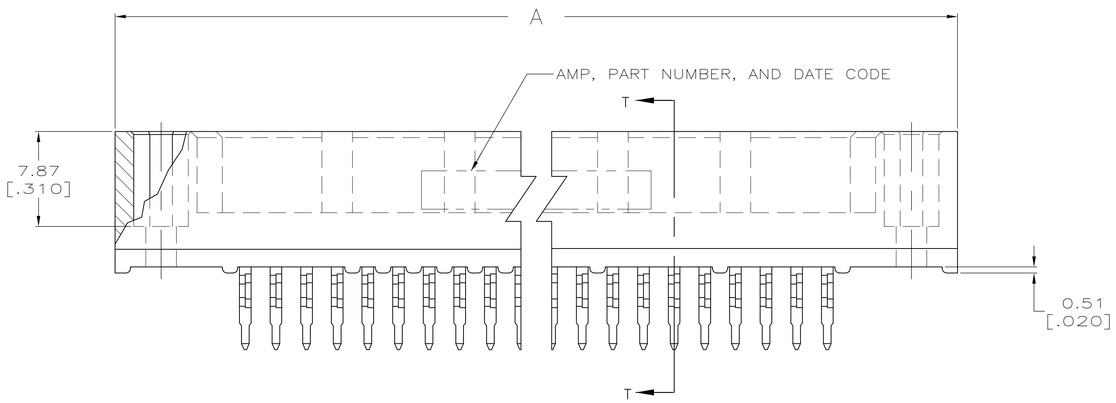

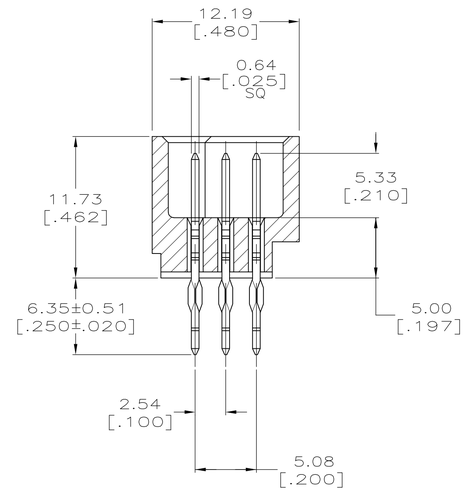

SECTION T-T

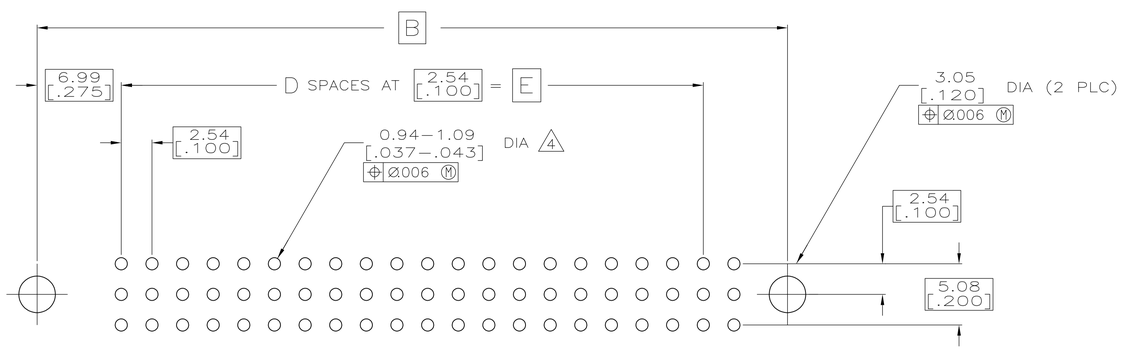

RECOMMENDED P.C. BOARD LAYOUT

	E	D	C	B	A	POSN	PART NUMBER
	187.96 [7.400]	74	191.77 [7.550]	201.93 [7.950]	209.55 [8.250]	225	1-5532447-2
	175.26 [6.900]	69	179.07 [7.050]	189.23 [7.450]	196.85 [7.750]	210	1-5532447-1
OBSOLETE	162.56 [6.400]	64	166.37 [6.550]	176.53 [6.950]	184.15 [7.250]	195	~~1-5532447-0~~
	149.86 [5.900]	59	153.67 [6.050]	163.83 [6.450]	171.45 [6.750]	180	5532447-9
	137.16 [5.400]	54	140.97 [5.550]	151.13 [5.950]	158.75 [6.250]	165	598038-8
	124.46 [4.900]	49	128.27 [5.050]	138.43 [5.450]	146.05 [5.750]	150	598038-7
	99.06 [3.900]	39	102.87 [4.050]	113.03 [4.450]	120.65 [4.750]	120	5532447-5
	86.36 [3.400]	34	90.17 [3.550]	100.33 [3.950]	107.95 [4.250]	105	5532447-4
	78.74 [3.100]	31	82.55 [3.250]	92.71 [3.650]	100.33 [3.950]	96	5532447-3
	60.96 [2.400]	24	64.77 [2.550]	74.93 [2.950]	82.55 [3.250]	75	5532447-1

THIS DRAWING IS A CONTROLLED DOCUMENT.

DIMENSIONS: mm [INCHES]

TOLERANCES UNLESS OTHERWISE SPECIFIED:
0 PLC ± -
1 PLC ± -
2 PLC ± -
3 PLC ± 0.13 [.005]
4 PLC ± -
ANGLES ± -

MATERIAL 1 2

FINISH 3

DWN J. POLIGNONE 11MAY05
CHK A. SHARPE 11MAY05
APVD A. SHARPE 11MAY05

PRODUCT SPEC —
APPLICATION SPEC —
WEIGHT —

TE Connectivity

NAME ASSEMBLY, PIN, VERTICAL, HDI, LEAD-FREE, 3 ROW, WITHOUT GUIDE PINS, 6.35 [.250] LONG ACTION PINS .00076 [.000030] GOLD PLATE

SIZE	CAGE CODE	DRAWING NO	RESTRICTED TO
A1	00779	C-5532447	—

CUSTOMER DRAWING | SCALE 4:1 | SHEET 1 OF 1 | REV 03

4805 (3/11)