

Wire-wound Chip Inductors (LB series)[LBC]

LBC2518T101K



■ Features

- Item Summary
100uH±10%, 0.125A, 1007/2518 (EIA/JIS)
- Lifecycle Stage
Mass Production
- Standard packaging quantity (minimum)
Taping Embossed 2000pcs

■ Products characteristics table

Inductance	100 uH ± 10 %
Case Size (EIA/JIS)	1007/2518
Rated Current (max)	0.125 A
DC Resistance (max)	4.81 Ω
DC Resistance (typ)	3.7 Ω
LQ Measuring Frequency	0.796 MHz
Self Resonant Frequency (min)	9 MHz
Operating Temp. Range	-40 to +105 °C (Including-self-generated heat)
Temperature characteristic (Inductance change)	± 25 %
RoHS2 Compliance (10 subst.)	Yes
REACH Compliance (173 subst.)	Yes
Halogen Free	Yes
Soldering	Reflow

■ External Dimensions

Dimension L	2.5 ±0.2 mm
Dimension W	1.8 ±0.2 mm
Dimension T	1.8 ±0.2 mm
Dimension e	0.5 ±0.2 mm

2017.05.03

The data is reference only. Electrical characteristics vary depending on environment or measurement condition.
 TAIYO YUDEN reserves the right to make change to the Date at any time without notice.
 Before making final selection, please check product specification.

Wire-wound Chip Inductors (LB series)

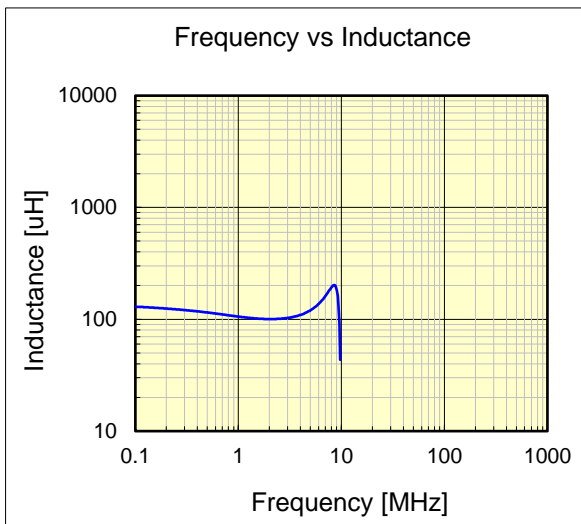
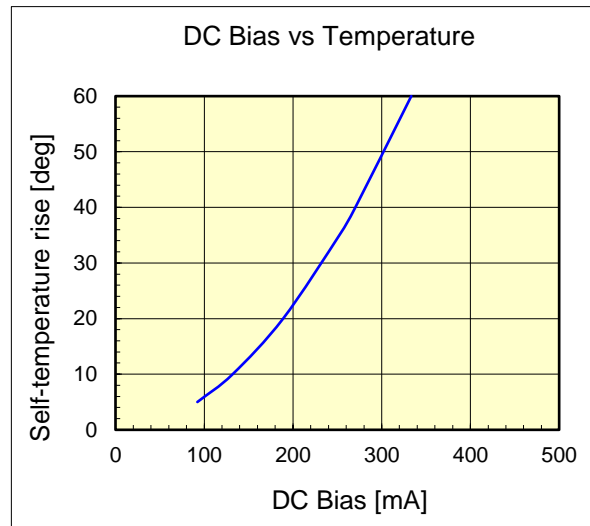
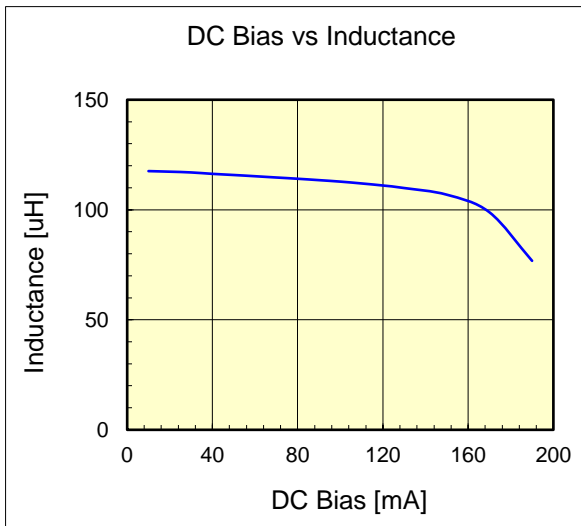
LBC2518T101K



Dimension	unit : mm	unit : inch
Length :	2.5 +/- 0.2	(0.098 +/- 0.008)
Width :	1.8 +/- 0.2	(0.071 +/- 0.008)
Height :	1.8 +/- 0.2	(0.071 +/- 0.008)

Inductance :	100	uH	(test freq at 0.796MHz)
DC Resistance :	3.7 / 4.81	ohm	(typ / max)
Rated Current :	125	mA	

Rated current typical : 10% reduction from initial L value.
and Temperature will rise by 20 deg C



The data is reference only. Electrical characteristics vary depending on environment or measurement condition.
TAIYO YUDEN reserves the right to make change to the data at any time without notice.
Before making final selection, please check product specification.