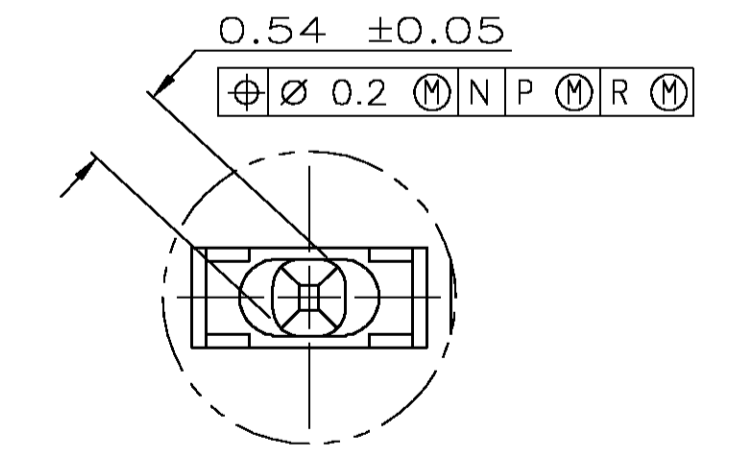
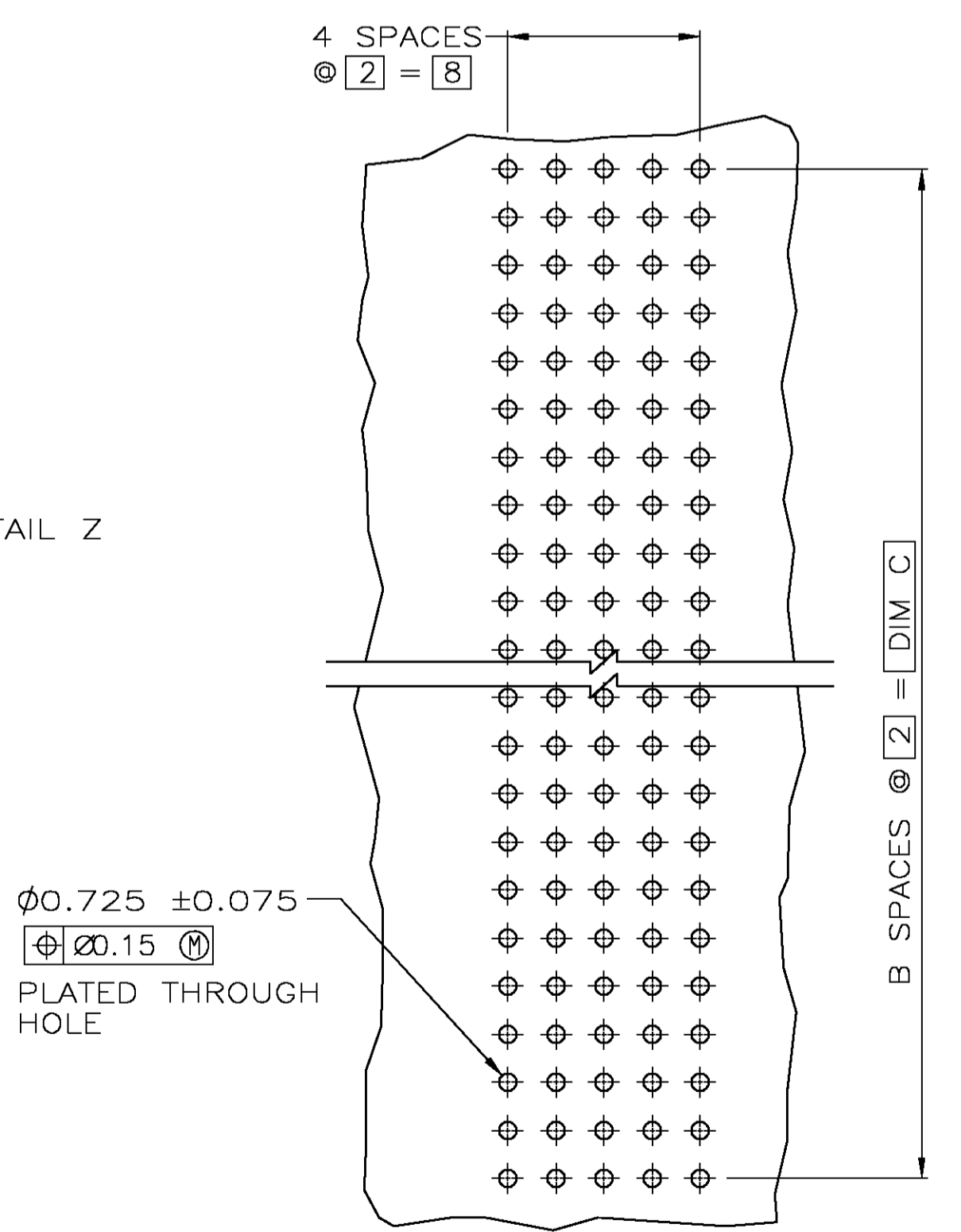
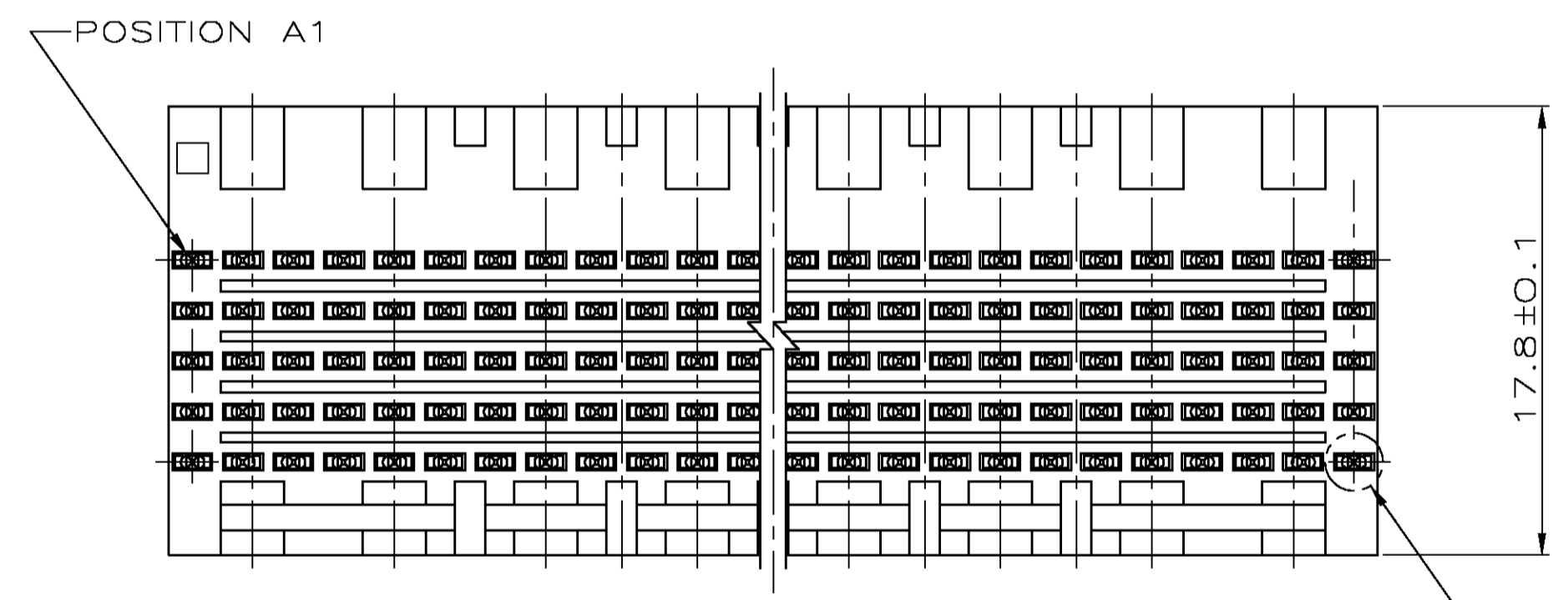


| | | | | | | | |
|-----|---|-----------------|---|---|---|---|---|
| ROW | E | J | J | T | T | J | N |
| D | J | J | T | T | J | N | |
| C | J | J | T | T | J | N | |
| B | J | J | T | T | J | N | |
| A | J | J | T | T | J | N | |
| | | 1 | 2 | 3 | 4 | 5 | 6 |
| | | SIGNAL POSITION | | | | | |

| CODE LETTER | MATING POST LENGTH ± 0.1 | LEAD LENGTH (REF) |
|-------------|------------------------------|-------------------|
| J | 6.5 | 4.25 |
| N | 7.25 | 4.25 |
| T | 8 | 4.25 |



- △ HOUSING MATERIAL: LIQUID CRYSTAL POLYMER
COLOR: NATURAL.
- △ CONTACT MATERIAL: PHOSPHOR BRONZE
- △ CONTACT FINISH:(B)
UNDERPLATE (ENTIRE CONTACT):
0.00127 MIN NICKEL PER SAE-AMS-QQ-N-290
ON MATING SURFACES:
CONFORMS TO ALL TESTING SPECIFIED FOR TELCORDIA UNCONTROLLED ENVIRONMENT.
ON LEADS:
0.0006 MIN MATTE TIN PER ASTM B 545 OVER UNDERPLATE.
LUBRICATION (MIN MATING SURFACES):
SURFACE CONDITIONER AFTER PLATING.
- △ PART MARKING LOCATED APPROXIMATELY AS SHOWN.
- △ DIMENSION APPLIES WHEN SEATED ON PRINTED CIRCUIT BOARD.

| | | | | |
|----|---|-------|-------------------|-------------|
| 10 | 5 | 11.88 | 30 | 5223022-1 |
| C | B | A | NO OF SIGNAL POSN | PART NUMBER |

THIS DRAWING IS A CONTROLLED DOCUMENT.

| | | | |
|--------------|--|------------------|------------------------------|
| DIMENSIONS: | TOLERANCES UNLESS OTHERWISE SPECIFIED: | APVD | NAME |
| 0 PLC ± - | 1 PLC ± - | DMN | TYCO ELECTRONICS CORPORATION |
| 2 PLC ± 0.13 | 3 PLC ± - | APVD | HARRISBURG, PA 17105-3608 |
| 4 PLC ± - | ANGLES ± - | DMN | TYCO ELECTRONICS CORPORATION |
| MATERIAL | FINISH | SIZE | CAGE CODE |
| △ 1 | △ 2 | A1 | 00779 |
| △ 3 | | DRAWING NO | 5223022 |
| | | WEIGHT | |
| | | CUSTOMER DRAWING | SCALE 4:1 |
| | | | SHEET 1 OF 1 |
| | | | REV 0 |