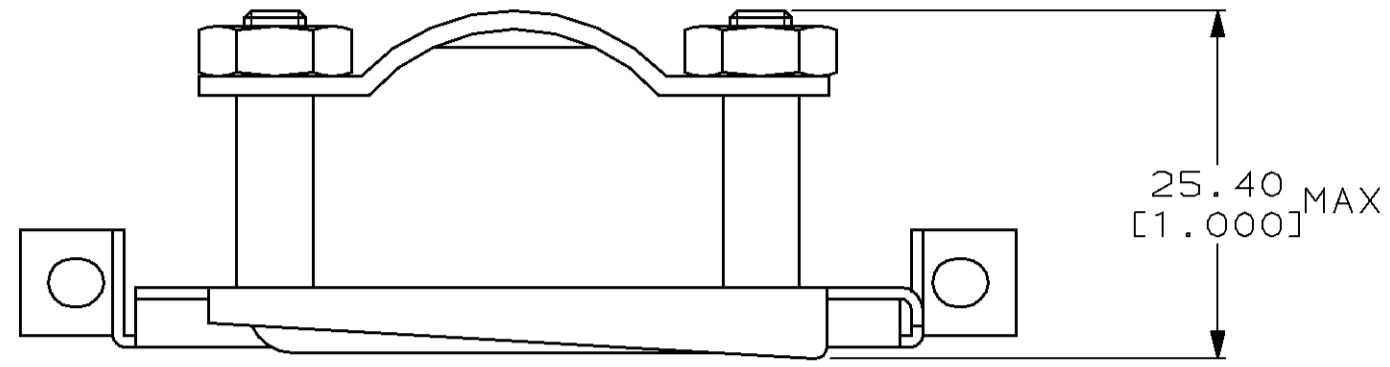
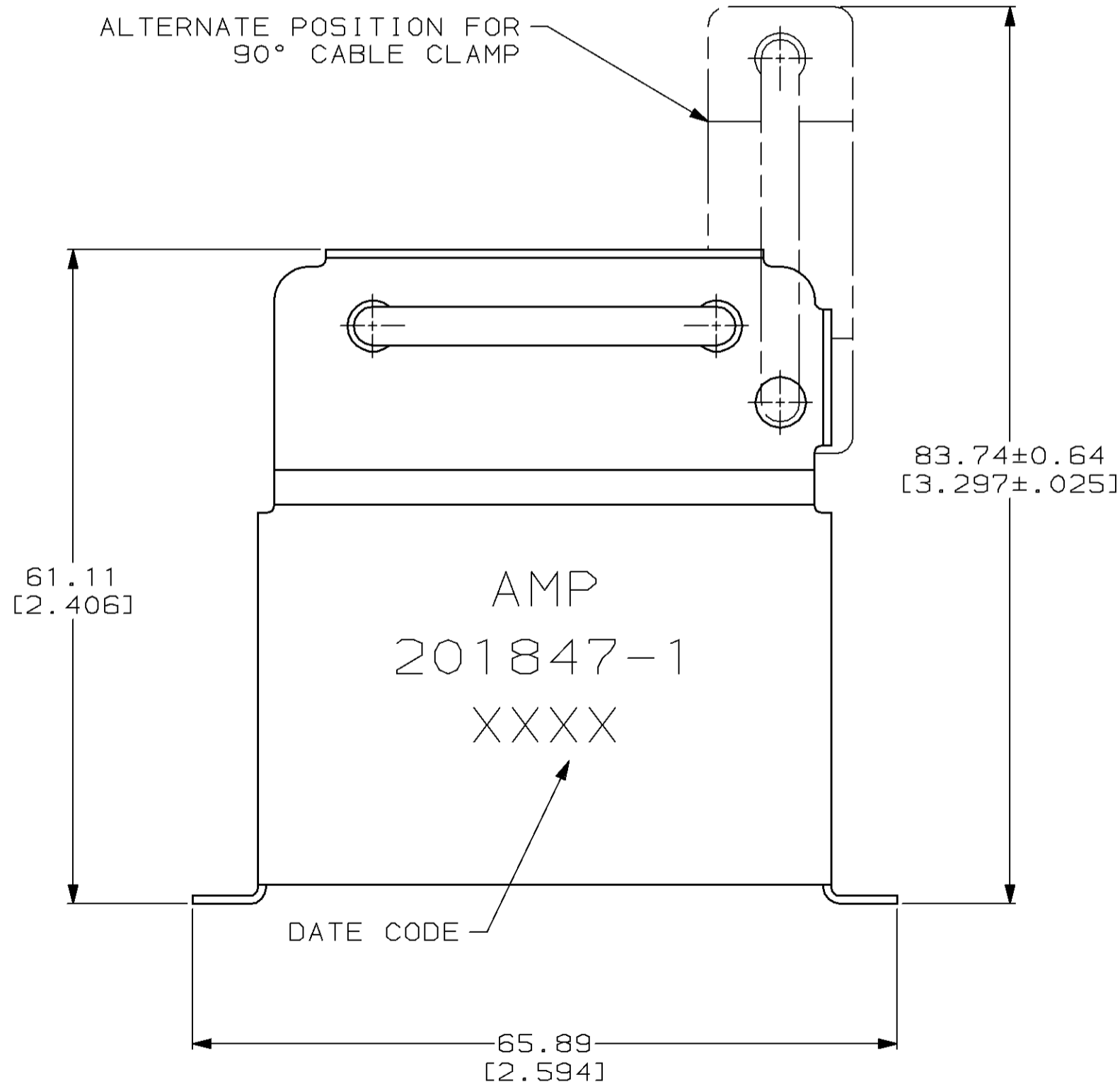


THIS DRAWING IS UNPUBLISHED. RELEASED FOR PUBLICATION
 BY AMP INCORPORATED. ALL RIGHTS RESERVED.

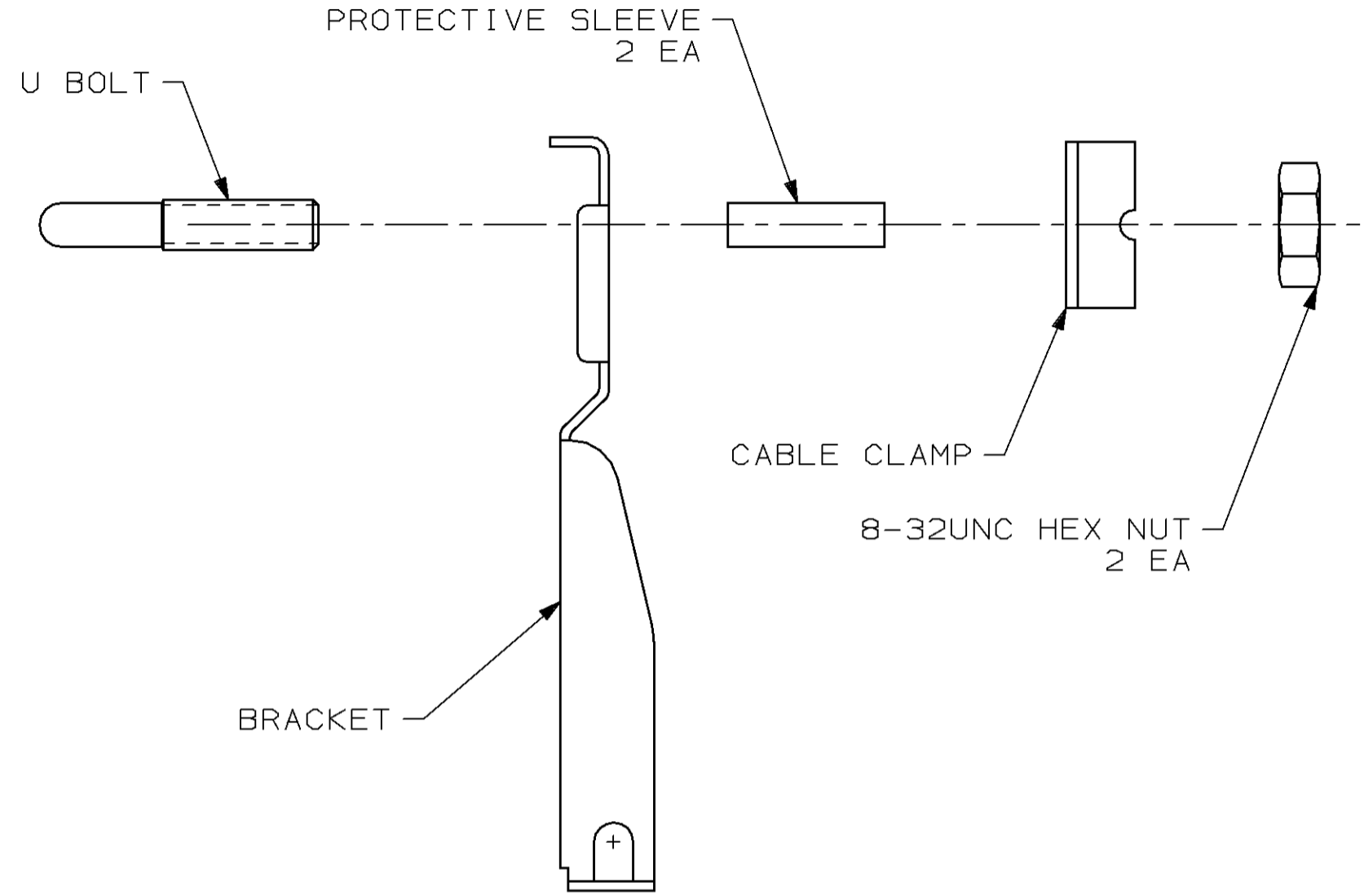
LOC	DIST	REVISIONS			
P	LTR	DESCRIPTION	DATE	DWN	APVD
BD	36				
P		REDRAWN PER EC 0020-1109-95	30 OCT 95	-	-



ALTERNATE POSITION FOR
90° CABLE CLAMP



ASSEMBLED VIEW



- ① BRACKET: STAINLESS STEEL PER QQ-S-766.
U BOLT: STAINLESS STEEL PER ASTM-A-582.
CABLE CLAMP AND HEX NUTS: CARBON STEEL.
PROTECTIVE SLEEVES: POLYVINYL CHLORIDE.
- ② U BOLT: PASSIVATED.
CABLE CLAMP: 5.08µm[.000200] MIN NICKEL.
HEX NUTS: ZINC PLATED PER ASTM-B-633.

201847-1
PART NUMBER

THIS DRAWING IS A CONTROLLED DOCUMENT FOR AMP INCORPORATED. IT IS SUBJECT TO CHANGE AND THE CONTROLLING ENGINEERING ORGANIZATION SHOULD BE CONTACTED FOR THE LATEST REVISION.		DWN C. REIFSNYDER 30 OCT 95	AMP Incorporated Harrisburg, PA 17105-3608
		CHK R. STONE 02 NOV 95	
DIMENSIONS: mm [INCHES]		APVD G. A. STEINHAUER 02 NOV 95	NAME CLAMP KIT, UNASSEMBLED, 50 PLACE, STRAIN RELIEF, M SERIES
TOLERANCES UNLESS OTHERWISE SPECIFIED: 0 PLC ±- 1 PLC ±- 2 PLC ±0.38 [.015] 3 PLC ±- 4 PLC ±- ANGLES ±- FINISH		PRODUCT SPEC - APPLICATION SPEC - WEIGHT -	SIZE A2
MATERIAL ①		CAGE CODE 00779	DRAWING NO C-201847
		CUSTOMER DRAWING	SCALE 2:1
			SHEET 1 OF 1
			REV P