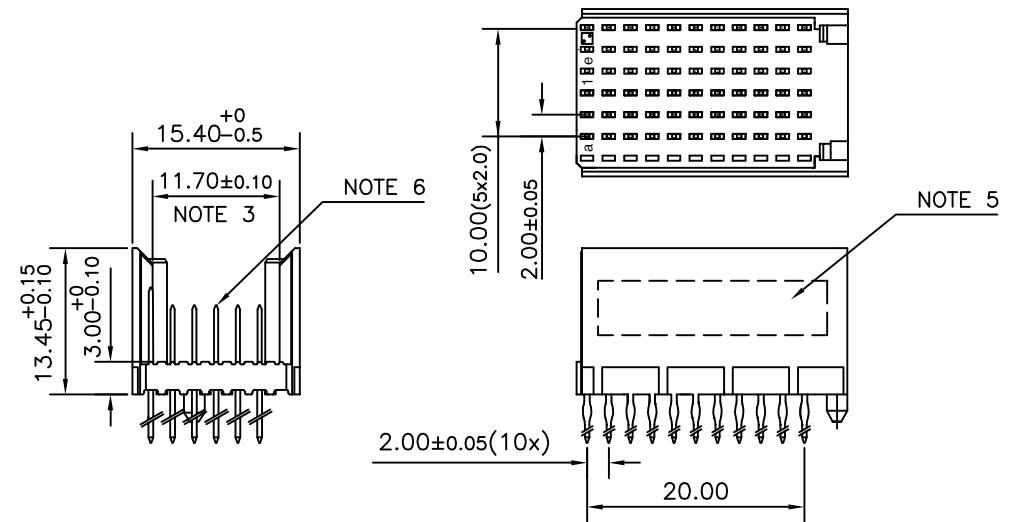


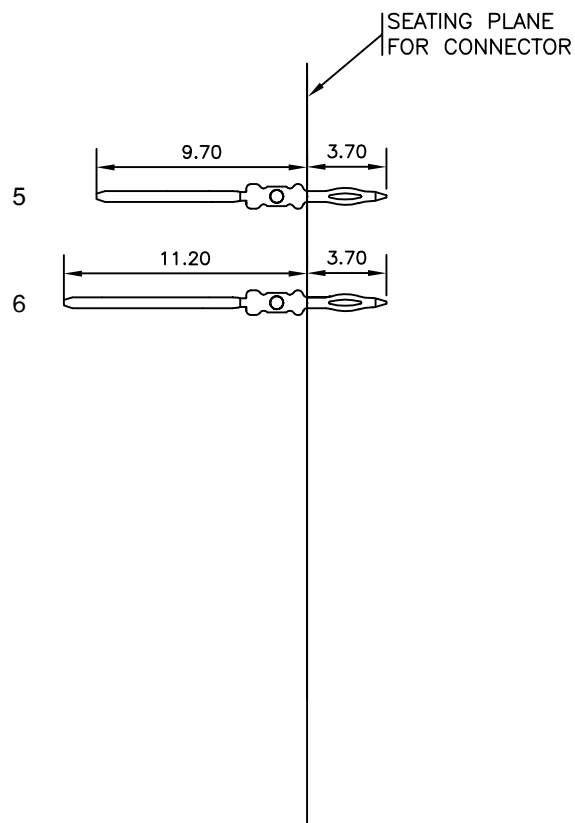
LOADING PATTERN MATING SIDE

f	6	6	6	6	6	6	6	6	6	6
e	5	5	5	5	5	5	5	5	5	6
d	5	5	5	5	5	5	5	5	5	6
c	5	5	5	5	5	5	5	5	5	6
b	5	5	5	5	5	5	5	5	5	5
a	5	5	5	5	5	5	5	5	5	6
z	0	0	0	0	0	0	0	0	0	0
P	0									
S	1									
		5								
			1							
				0						

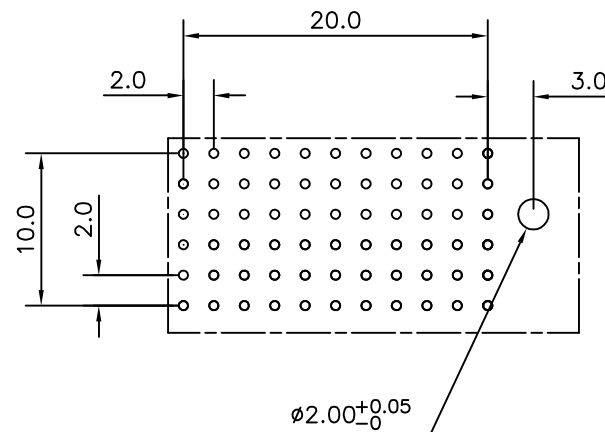
LOADED CONNECTOR ASSEMBLY
(FOR EXAMPLE)



CONTACT OVERVIEW



LAY-OUT P.C.B.-HOLE



HM2PN3PDE3J5 LEAD FREE INDICATOR : LF = LEAD FREE (DIGIT 15 & 16)
PLATING CODE (DIGIT 13 AND 14)
(REF DRW NO. BS,C , 201844 , 003)

NOTES

- THIS PRODUCT IS CSA APPROVED.
- THIS PRODUCT IS UL RECOGNIZED.
- MEASURED AT THE BOTTOM.
- MATERIAL CONTACT: PHOSPHORBRONZE
HOUSING: CREAM WHITE GLASS FILLED POLYESTER UL-94V0
- CONNECTOR PRINTED WITH P/N AND DATE CODE.
- FOR ACTUAL CONTACT LOADINGS, SEE LOADING PATTERN MATING SIDE.
- SHAPE OF CONNECTOR HOUSING CAN ALTER DEPENDING ON PRODUCTION LOCATION
- THIS PRODUCT (LF) MEETS EUROPEAN UNION DIRECTIVES AND OTHER COUNTRY REGULATIONS AS DESCRIBED IN GS-22-008
- FOR RECOMMENDED PTH DIMENSIONS REFER DRAWING : BS, A , 201572 , 001

PART NO: HM2PN3PDE3J5----

mat'l. code SEE NOTE 4				surface ISO 1302 ✓		tolerance ISO 406 ISO 1101		projection MM		product family MILLIPACS			
ltr				ecn no		dr		date		title			
A				105-0139		MINI		2005/08/10		MPACS 5+2R STR HDR PF CONN TYPE C (WIDTH = 15.4 MAX)			
B				106-0099		MINI		2006/07/08					
						angles		linear		scale -			
						0°±1°				dwg no sheet 1 of 1 size 5 BS, C ,203028,262 A3 type Product Customer Drawing			
						dr		MINI K VANDANATH 2005/06/14					
						enr		BIJU K PAUL 2005/06/14					
						chr		BIJU K PAUL 2006/07/08					
						appd		BIJU K PAUL 2006/07/08					
sheet index		revision sheet		B		1							