

## SOLID STATE RELAYS IN INJECTION MOLDING MACHINES

### Background

Injection molding is a very common process used for producing plastic, glass or metal parts. This process consists of passing the desired material through a heating and mixing process and injecting it into a mold. Injection molding is used for producing a great variety of plastic parts such as bottles, cases, automotive parts, etc.

A plastic injection molding machine usually has 2 main sections, the Injection unit and the Clamping unit, and the driving system of the machine can be either hydraulic, electrical, or a combination of both (hybrid).

### Solution

Solid State Relays are ideal for use in plastic injection molding machines. They are preferred over their electromechanical counterparts

because of their extended lifetime, resistance to shock and vibration, and fast switching.


Due to these superior features, SSRs can be used to:

- Switch the barrel and mold heaters, allowing for precise temperature control, thanks to the SSRs ability to switch fast and often. A single SSR can drive several heater zones. The SSR's high I<sup>2</sup>t allows to use low cost circuit breakers to protect the relay.
- Adjust the position of the tool and get the mold accurately clamped. A solid state reversing contactor provides the required accuracy in addition to a higher life expectancy than an electromechanical contactor.
- Actuate the pins that eject the molded part. A compact DIN Rail mount SSR saves cabinet space and provides extended reliability.

*SSRs are preferred over their electromechanical counterparts because of their extended lifetime, resistance to shock and vibration, and fast switching.*






Heating Control



Motorized Clamping Tool

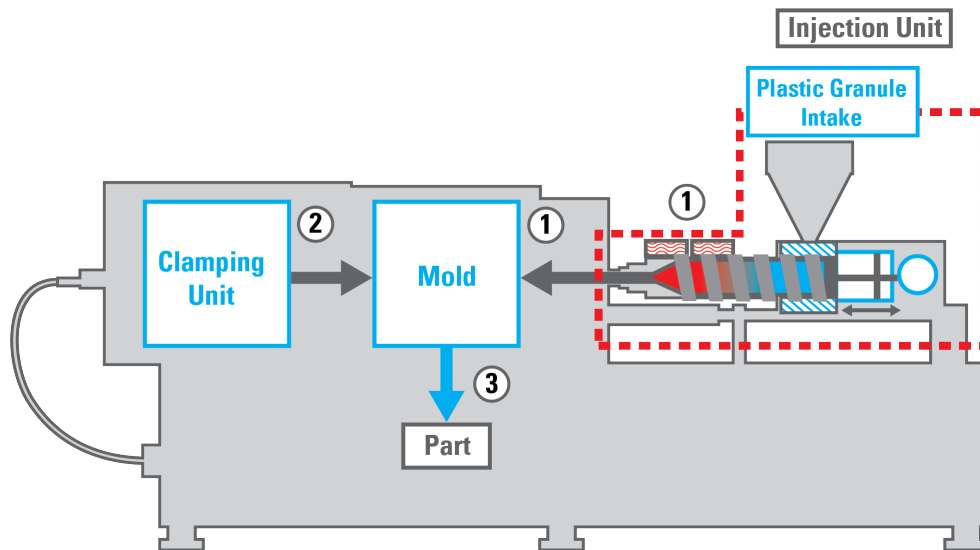


## RELATED PRODUCTS

Reference on Diagram	Product	Features	Function	Brand
1	 NOVA22 DR45 Series	<ul style="list-style-type: none"> <li>• 60 Amp rated solid state relay</li> <li>• High I<sup>2</sup>t</li> <li>• Cage clamp terminals accept up to 3 AWG wire size</li> <li>• Built-in overvoltage protection</li> </ul>	Barrel & Mold Heaters	Crydom
2	 SOLICON DRC Series	<ul style="list-style-type: none"> <li>• 7.6 Amp solid state reversing contactor</li> <li>• Built-in overvoltage protection</li> <li>• Ultra-efficient thermal design</li> </ul>	Clamping Unit	Crydom
3	 SeriesOne DR	<ul style="list-style-type: none"> <li>• Ready-to-use solid state relay</li> <li>• Compact size (11 or 18mm)</li> <li>• HP rated</li> </ul>	Ejection System	Crydom



## INJECTION MOLDING MACHINE DIAGRAM



Sensata Technologies, Inc. ("Sensata") data sheets and application notes are solely intended to assist designers ("Buyers") who are developing systems that incorporate Sensata products (also referred to herein as "components"). Buyer understands and agrees that Buyer remains responsible for using its independent analysis, evaluation and judgment in designing Buyer's systems and products. Sensata data sheets and application notes have been created using standard laboratory conditions and engineering practices. Sensata has not conducted any testing other than that specifically described in the published documentation for a particular data sheet and application notes. Sensata may make corrections, enhancements, improvements and other changes to its data sheets and application notes or components without notice.

Buyers are authorized to use Sensata data sheets and application notes with the Sensata component(s) identified in each particular data sheet and application notes. HOWEVER, NO OTHER LICENSE, EXPRESS OR IMPLIED, BY ESTOPPEL OR OTHERWISE TO ANY OTHER SENSATA INTELLECTUAL PROPERTY RIGHT, AND NO LICENSE TO ANY THIRD PARTY TECHNOLOGY OR INTELLECTUAL PROPERTY RIGHT, IS GRANTED HEREIN. SENSATA DATA SHEETS AND APPLICATION NOTES ARE PROVIDED "AS IS". SENSATA MAKES NO WARRANTIES OR REPRESENTATIONS WITH REGARD TO THE DATA SHEETS OR USE OF THE DATA SHEETS AND APPLICATION NOTES, EXPRESS, IMPLIED OR STATUTORY, INCLUDING ACCURACY OR COMPLETENESS. SENSATA DISCLAIMS ANY WARRANTY OF TITLE AND ANY IMPLIED WARRANTIES OF MERCHANTABILITY, FITNESS FOR A PARTICULAR PURPOSE, QUIET ENJOYMENT, QUIET POSSESSION, AND NON-INFRINGEMENT OF ANY THIRD PARTY INTELLECTUAL PROPERTY RIGHTS WITH REGARD TO SENSATA DATA SHEETS AND APPLICATION NOTES OR USE THEREOF.

All products are sold subject to Sensata's terms and conditions of sale supplied at [www.sensata.com](http://www.sensata.com) SENSATA ASSUMES NO LIABILITY FOR APPLICATIONS ASSISTANCE OR THE DESIGN OF BUYERS' PRODUCTS. BUYER ACKNOWLEDGES AND AGREES THAT IT IS SOLELY RESPONSIBLE FOR COMPLIANCE WITH ALL LEGAL, REGULATORY AND SAFETY-RELATED REQUIREMENTS CONCERNING ITS PRODUCTS, AND ANY USE OF SENSATA COMPONENTS IN ITS APPLICATIONS, NOTWITHSTANDING ANY APPLICATIONS-RELATED INFORMATION OR SUPPORT THAT MAY BE PROVIDED BY SENSATA.

Mailing Address: Sensata Technologies, Inc., 529 Pleasant Street, Attleboro, MA 02703, USA.

### CONTACT US

#### Americas

+1 (877) 502 5500 – Option 2  
[sales.crydom@sensata.com](mailto:sales.crydom@sensata.com)

#### Europe, Middle East & Africa

+44 (1202) 416170  
[ssr-info.eu@sensata.com](mailto:ssr-info.eu@sensata.com)

#### Asia Pacific

[sales.isasia@list.sensata.com](mailto:sales.isasia@list.sensata.com)  
 China +86 (21) 2306 1500  
 Japan +81 (45) 277 7117  
 Korea +82 (31) 601 2004  
 India +91 (80) 67920890  
 Rest of Asia +886 (2) 27602006  
 ext 2808