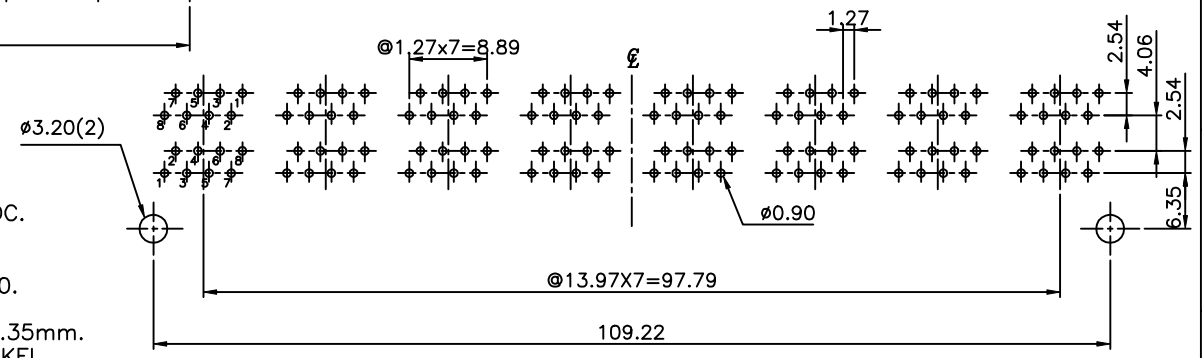
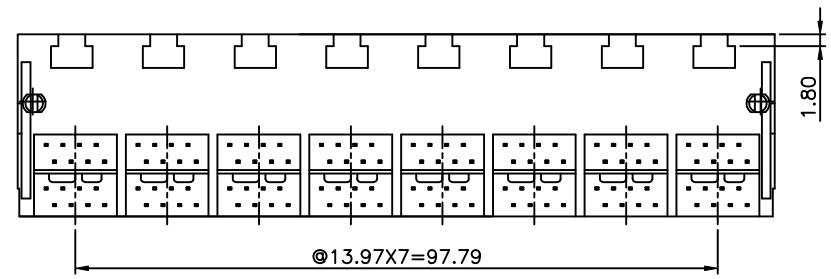
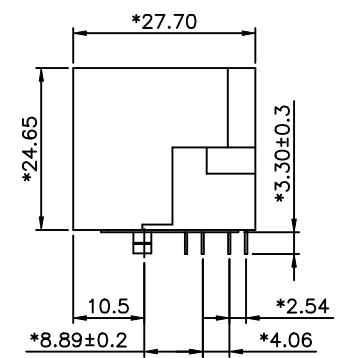
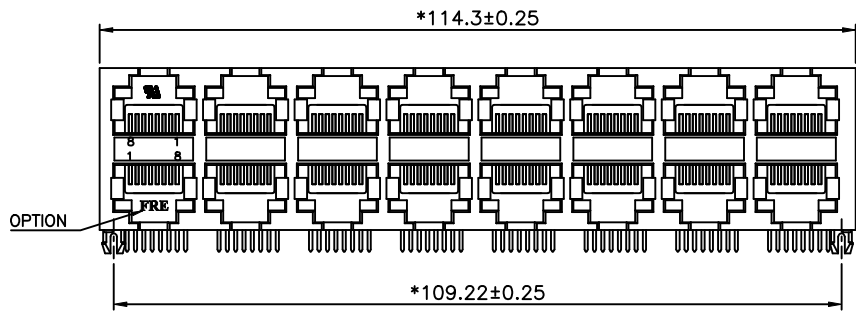


REVISION RECORD				
REV	ECO	DESCRIPTION	DRFT	CHKD



- NOTES:**
- ELECTRICAL:**
- VOLTAGE RATING : 125 VAC RMS.
 - CURRENT RATING : 1.5 AMP.
 - CONTACT RESISTANCE : 50 MILLIOHMS MAX.
 - INSULATION RESISTANCE: 1000 MEGOHMS MIN @ 500 VDC.
 - DIELECTRIC STRENGTH : 1000 VAC RMS 60Hz, 1MIN.
- MECHANICAL:**
- HOUSING MATERIAL : PBT+30%.G.F UL 94V-0.
 - HOUSING COLOUR : BLACK.
 - CONTACT MATERIAL : PHOSPHOR BRONZE t=0.35mm.
 - PLATING : GOLD PLATING OVER NICKEL.
 - OPERATING LIFE : 750 CYCLES MIN.
 - PCB RETENTION PRE-SOLDER : 1 LB MIN.
 - PCB RETENTION POST-SOLDER: 10 LBS MIN.
- ENVIRONMENTAL:**
- STORAGE : -40°C TO +85°C.
 - OPERATION: -40°C TO +85°C.
 - WAVE SOLDERING TEMPERATURE: 230°C~250°C(5~10 SECONDS).
- MATES WITH MODULAR PLUG CONFORMING TO FCC PART 68, SUBPART F.
 CUL FILE NO. 163191
 ROHS PART NUMBER: E5908-0TGOXX-L

4- W/ "FRE" LOGO 1- 3u" 2- 6u" 3-15u"
 U- W/O "FRE" LOGO 4-30u" 5-50u"

PC Board Layout Component Side Shown
 Thickness=1.6mm

DETACHED LISTS	MM (INCH)	DFTO JAMY	DATE 10/25/05	FULL RISE ELECTRONIC CO., LTD	
	TOLERANCES EXCEPT AS NOTED	CHKD JMS	DATE 10/25/05		
		MFO	DATE	TITLE STAMPED PIN III W/O SHIELD JACK, 2X8	
		APPVL LUMS	DATE 10/25/05		
			MATERIAL :	DRAWING NO. GE593B58-LC	SIZE A3
		ANGLES ± 0.5	QTY :	/PART NO. SEE NOTE	
		THIRD ANGLE PROJECTION	FINISH :	DO NOT SCALE DRAWING	
			SCALE : 1.25 : 1	SHEET 1 OF 1	