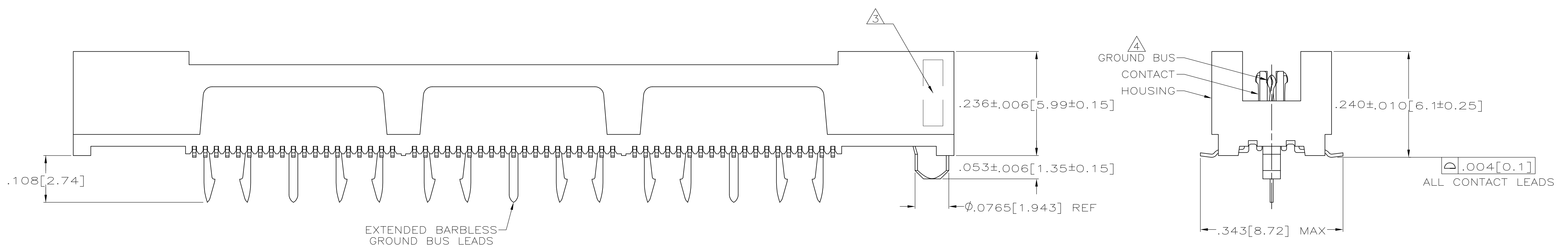


- ① HOUSING: LIQUID CRYSTAL POLYMER, COLOR BLACK.
CONTACTS: HIGH RELIABILITY COPPER ALLOY.
GROUND BUSES: PHOSPHOR BRONZE ALLOY, UNS C51100.
- ② CONTACTS & GROUND BUSES: NICKEL UNDERPLATE ALL OVER, MATING SURFACE PLATED TO MEET LEVEL 2 PERFORMANCE REQUIREMENTS OF TE PRODUCT SPECIFICATION 108-1422, SOLDER TAILS PLATED TIN-LEAD.
- ③ DATE CODE MARKED IN AREA INDICATED ON SIDE OPPOSITE POSITION #1.
- ④ ONE GROUND BUS WITH 5 TAILS PER EACH MODULE.
- ⑤ TOLERANCE NON-ACCUMULATIVE.
- ⑥ FOR STANDARD APPLICATIONS, ORIENTATION HOLE TO BE $\phi .094 \pm .002 [2.39 \pm 0.05]$.
FOR SLIP-FIT APPLICATIONS, ORIENTATION HOLE TO BE $\phi .079 \pm .001 [2.00 \pm 0.03]$.
- ⑦ CONNECTORS PACKAGED ON 13 INCH DIA REELS PER EIA 481.
- ⑧ NOT RELEASED FOR PRODUCTION.



SEE SHEET 2 FOR RECOMMENDED PC BOARD LAYOUT AND PACKAGING DETAIL

⑧	NO	3.465[88]	2.000[50.8]	4	2.450[62.23]	2.900[73.66]	3.000[76.2]	190	1-767171-2
⑧	NO	3.465[88]	1.500[38.1]	3	1.950[49.53]	2.400[60.96]	2.500[63.5]	152	1-767171-1
⑧	NO	2.835[72]	1.000[25.4]	2	1.450[36.83]	1.900[48.26]	2.000[50.8]	114	1-767171-0
⑧	NO	2.205[56]	.500[12.7]	1	.950[24.13]	1.400[35.56]	1.500[38.1]	76	767171-9
⑧	NO	1.732[44]	.000[0]	0	.450[11.43]	.900[22.86]	1.000[25.4]	38	767171-8
-	-	-	-	-	-	-	-	-	-
⑧	YES	3.465[88]	2.000[50.8]	4	2.450[62.23]	2.900[73.66]	3.000[76.2]	190	767171-5
⑧	YES	3.465[88]	1.500[38.1]	3	1.950[49.53]	2.400[60.96]	2.500[63.5]	152	767171-4
⑧	YES	2.835[72]	1.000[25.4]	2	1.450[36.83]	1.900[48.26]	2.000[50.8]	114	767171-3
⑧	YES	2.205[56]	.500[12.7]	1	.950[24.13]	1.400[35.56]	1.500[38.1]	76	767171-2
⑧	YES	1.732[44]	.000[0]	0	.450[11.43]	.900[22.86]	1.000[25.4]	38	767171-1
VACUUM COVER INCLUDED		F	E	D	C	B	A	NO OF POS	PART NUMBER

THIS DRAWING IS A CONTROLLED DOCUMENT.

DIMENSIONS: INCHES	TOLERANCES UNLESS OTHERWISE SPECIFIED:	0 PLC ± -	1 PLC ± -	2 PLC ± -	3 PLC ± .005(0.13)	4 PLC ± -	ANGLES ± -
--------------------	--	-----------	-----------	-----------	--------------------	-----------	------------

MATERIAL: ① FINISH: ②

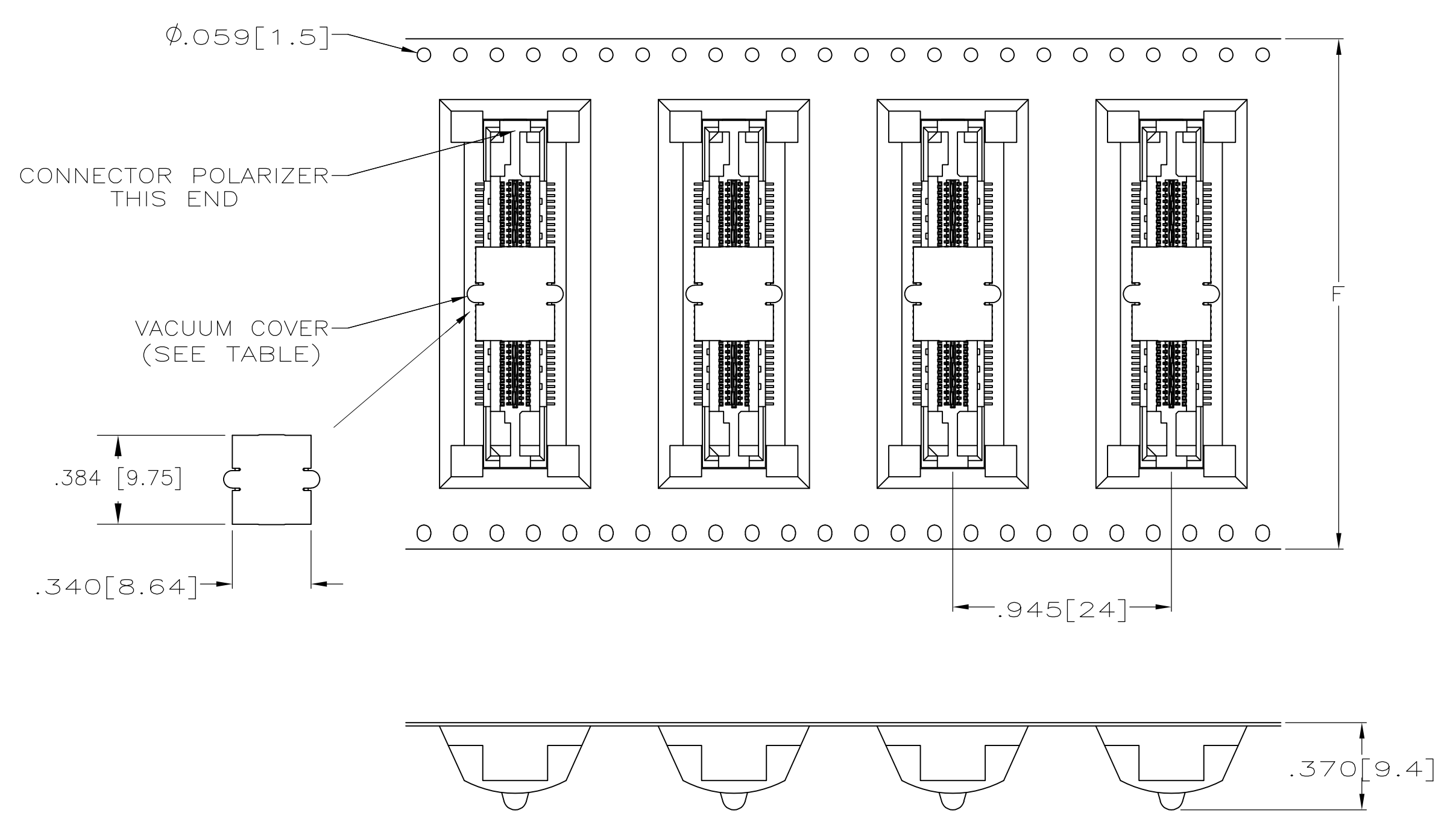
THIS DRAWING IS A CONTROLLED DOCUMENT. BIN: DK SCHRUM 07MAR2002. CHK: DR DIXON 07MAR2002. APVD: DR DIXON 07MAR2002. NAME: Tyco Electronics Corporation, Harrisburg, PA 17105-3608.

PRODUCT SPEC: 108-1422

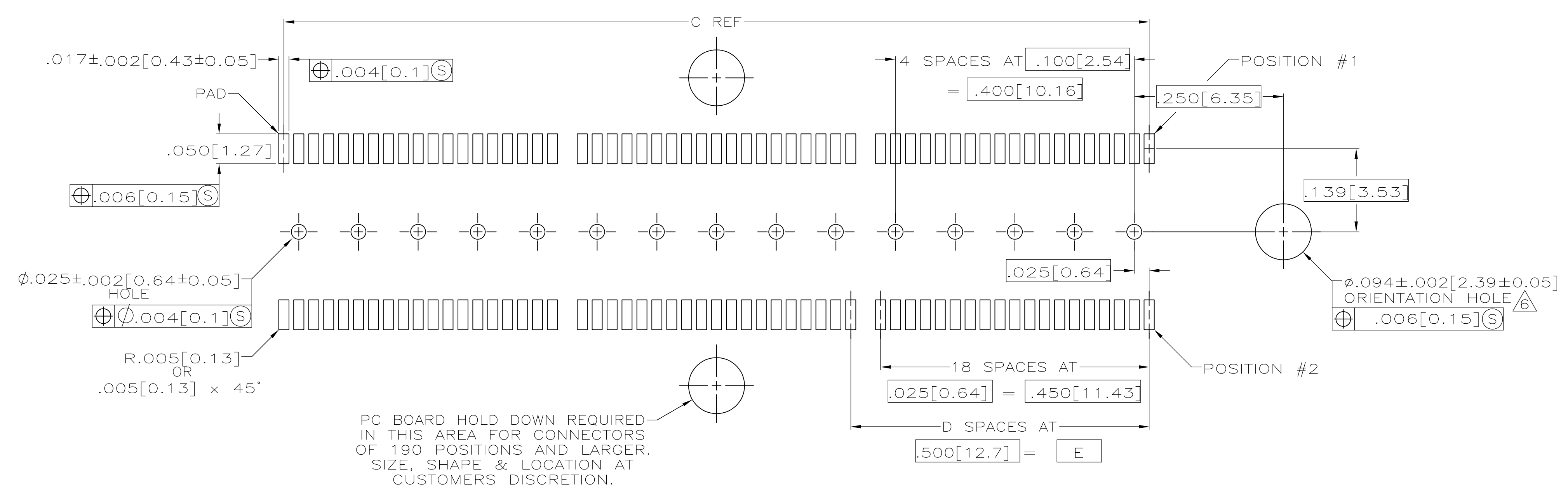
APPLICATION SPEC: 114-11004

WEIGHT: A1 00779 C=767171

CUSTOMER DRAWING SCALE: 8:1 SHEET: 1 OF 2 REV: C1



PACKAGING DETAIL Δ
 SCALE 2:1
 DIMENSIONS ARE FOR REFERENCE



RECOMMENDED PC BOARD LAYOUT
 (VIEWED FROM CONNECTOR SIDE)

THIS DRAWING IS A CONTROLLED DOCUMENT.		DWN: DK SCHRUM 07MAR2002 CHK: DR DIXON 07MAR2002 APVD: DR DIXON 07MAR2002	Tyco Electronics Corporation Harrisburg, PA 17105-3608
DIMENSIONS: INCHES	TOLERANCES UNLESS OTHERWISE SPECIFIED: 0. PLC ± - 1. PLC ± - 2. PLC ± - 3. PLC ± .005(0.13) 4. PLC ± - ANGLES ± -	NAME: RECEPTACLE ASSEMBLY, VERTICAL, .025[0.64] CL, GULL WING LEADS, POCKET TAPE PACKAGED, MICTOR APPLICATION SPEC: - SIZE: A1 CAGE CODE: 00779 DRAWING NO: 767171	RESTRICTED TO: - SCALE: 8:1 SHEET: 2 OF 2 REV: C1
MATERIAL: -	FINISH: -	WEIGHT: -	CUSTOMER DRAWING