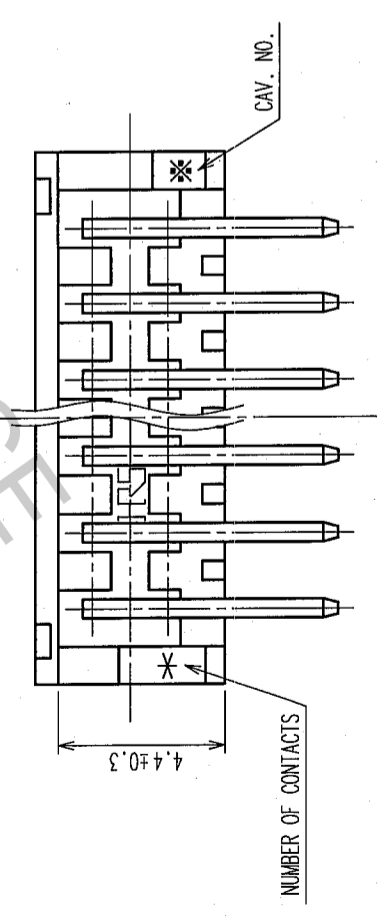
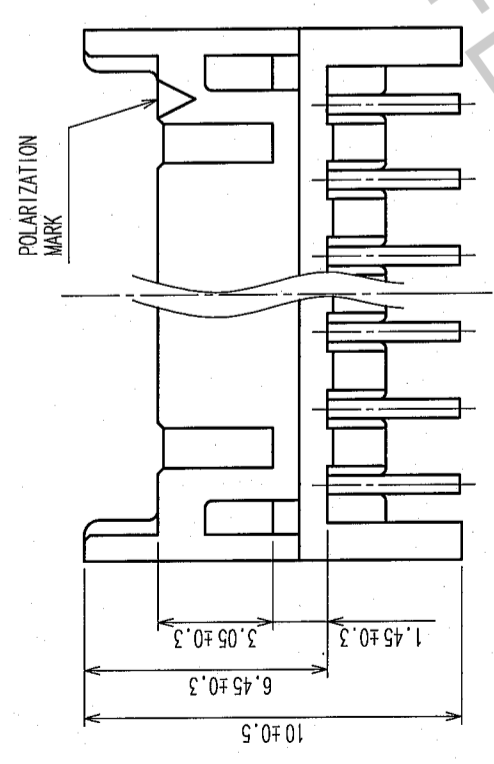
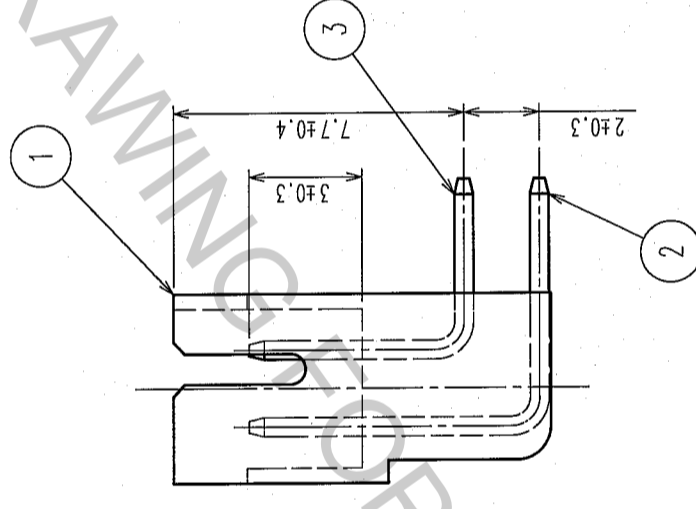
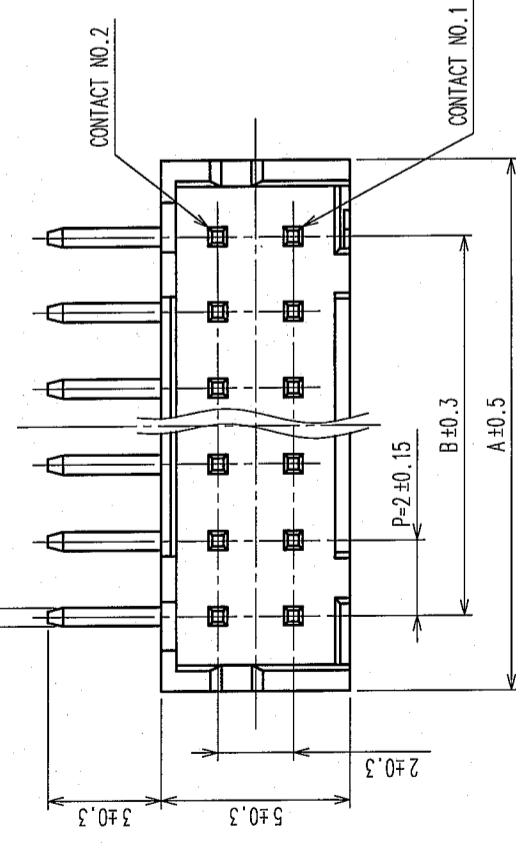


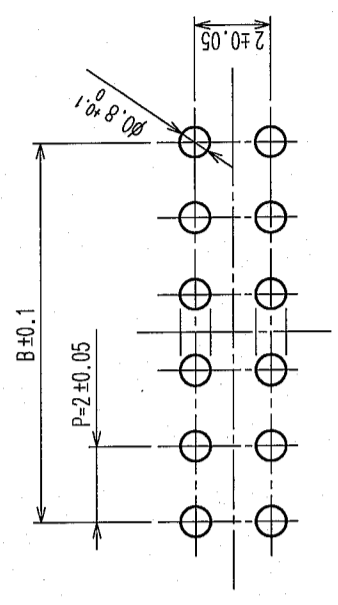
COUNT	DESCRIPTION OF REVISIONS	BY	CHKD	DATE	COUNT	DESCRIPTION OF REVISIONS	BY	CHKD	DATE
△					△				
△					△				
△					△				

A B C D E F



CODE NO.	PART NO.	CONTACT	A	B
CL543-0533-1-24	DF11-4DP-2DS(24)	4	6.0	2.0
CL543-0534-4-24	DF11-6DP-2DS(24)	6	8.0	4.0
CL543-0535-7-24	DF11-8DP-2DS(24)	8	10.0	6.0
CL543-0536-0-24	DF11-10DP-2DS(24)	10	12.0	8.0
CL543-0537-2-24	DF11-12DP-2DS(24)	12	14.0	10.0
CL543-0538-5-24	DF11-14DP-2DS(24)	14	16.0	12.0
CL543-0539-8-24	DF11-16DP-2DS(24)	16	18.0	14.0
CL543-0540-7-24	DF11-18DP-2DS(24)	18	20.0	16.0
CL543-0541-0-24	DF11-20DP-2DS(24)	20	22.0	18.0
CL543-0542-2-24	DF11-22DP-2DS(24)	22	24.0	20.0
CL543-0543-5-24	DF11-24DP-2DS(24)	24	26.0	22.0
CL543-0544-8-24	DF11-26DP-2DS(24)	26	28.0	24.0
CL543-0545-0-24	DF11-28DP-2DS(24)	28	30.0	26.0
CL543-0546-3-24	DF11-30DP-2DS(24)	30	32.0	28.0
CL543-0547-6-24	DF11-32DP-2DS(24)	32	34.0	30.0

RECOMMENDED PATTERN

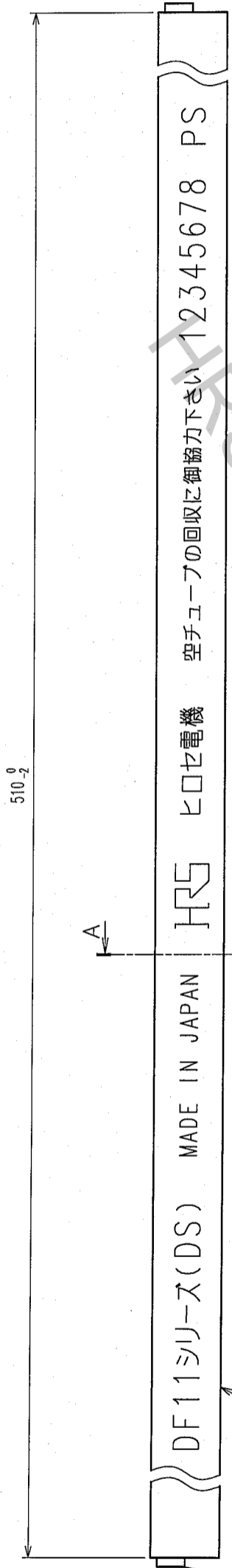


NO.	MATERIAL	FINISH, REMARKS	NO.	MATERIAL	FINISH, REMARKS
2	BRASS	SURFACE: TIN PLATED UNDER PLATING: NICKEL PLATED 0.5μm min	5	ELASTOMER	STOPPER, GREEN
1	POLYAMIDE	BLACK, UL94V-0	4	PS	ELECTROSTATIC PROTECTION, CLEAR
			3	BRASS	SURFACE: TIN PLATED 1μm min UNDER PLATING: NICKEL PLATED 0.5μm min

REMARKS		DESIGNED		CHECKED		APPROVED		RELEASED	
CODE NO. (OLD)		DRAWN	A. Miura	DESIGNED	05.10.24	CHECKED	05.10.27	APPROVED	05.10.27
DRAWING NO.	EDC3-084779-02								
PART NO.	DF11-*DP-2DS(24)								
SCALE	5 : 1								
UNITS	mm								
CODE NO.									

TO	DATE	BY

COUNT	DESCRIPTION OF REVISIONS	BY	CHKD	DATE	COUNT	DESCRIPTION OF REVISIONS	BY	CHKD	DATE
△					△				
△					△				
△					△				

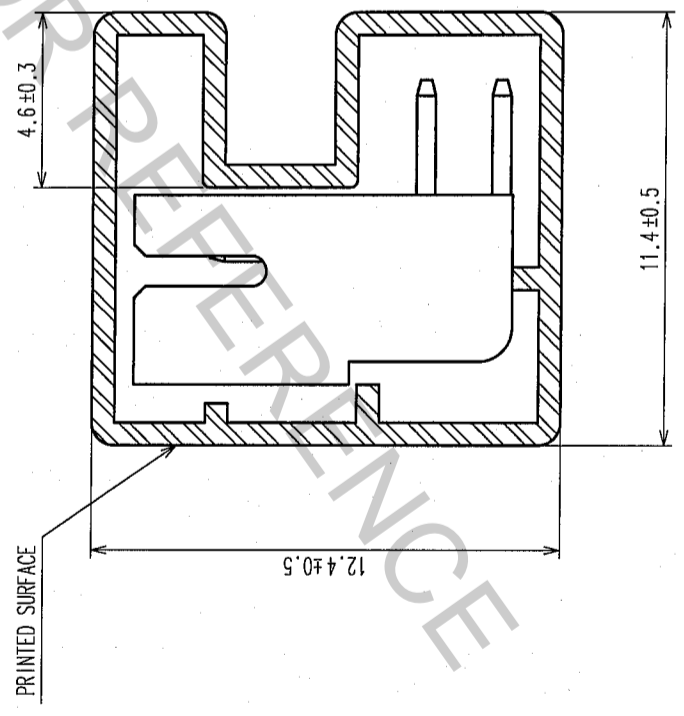


4

5

CODE NO.	PART NO.	NUMBER OF CONNECTORS
CL543-0533-1-24	DF11-4DP-2DS(24)	81
CL543-0534-4-24	DF11-6DP-2DS(24)	61
CL543-0535-7-24	DF11-8DP-2DS(24)	48
CL543-0536-0-24	DF11-10DP-2DS(24)	40
CL543-0537-2-24	DF11-12DP-2DS(24)	34
CL543-0538-5-24	DF11-14DP-2DS(24)	30
CL543-0539-8-24	DF11-16DP-2DS(24)	27
CL543-0540-7-24	DF11-18DP-2DS(24)	24
CL543-0541-0-24	DF11-20DP-2DS(24)	22
CL543-0542-2-24	DF11-22DP-2DS(24)	20
CL543-0543-5-24	DF11-24DP-2DS(24)	18
CL543-0544-8-24	DF11-26DP-2DS(24)	17
CL543-0545-0-24	DF11-28DP-2DS(24)	16
CL543-0546-3-24	DF11-30DP-2DS(24)	15
CL543-0547-6-24	DF11-32DP-2DS(24)	14

A-A (5:1)



NOTE 1. NUMBER OF CONNECTORS PER A MAGAZINE CASE SHALL BE IN ACCORDANCE WITH THE LIST BELOW.  
 2. THESE CONNECTORS SHALL BE ON SALED IN ACCORDANCE WITH THE MULTIPLE QUANTITY ON THE LIST.

REMARKS	DRAWN	DESIGNED	CHECKED	APPROVED	RELEASED
	A. Miura	Shimizu	H. Yamashita	J. Oka	
	05.10.24	05.10.27	05.10.27	05.10.27	
CODE NO. (OLD)	DRAWING NO.		PART NO.		
	EDC3-084779-02		DF11-*DP-2DS(24)		
	SCALE		CODE NO.		
	FR:EE		CL543-		
	UNITS				
	mm				

TO	
----	--