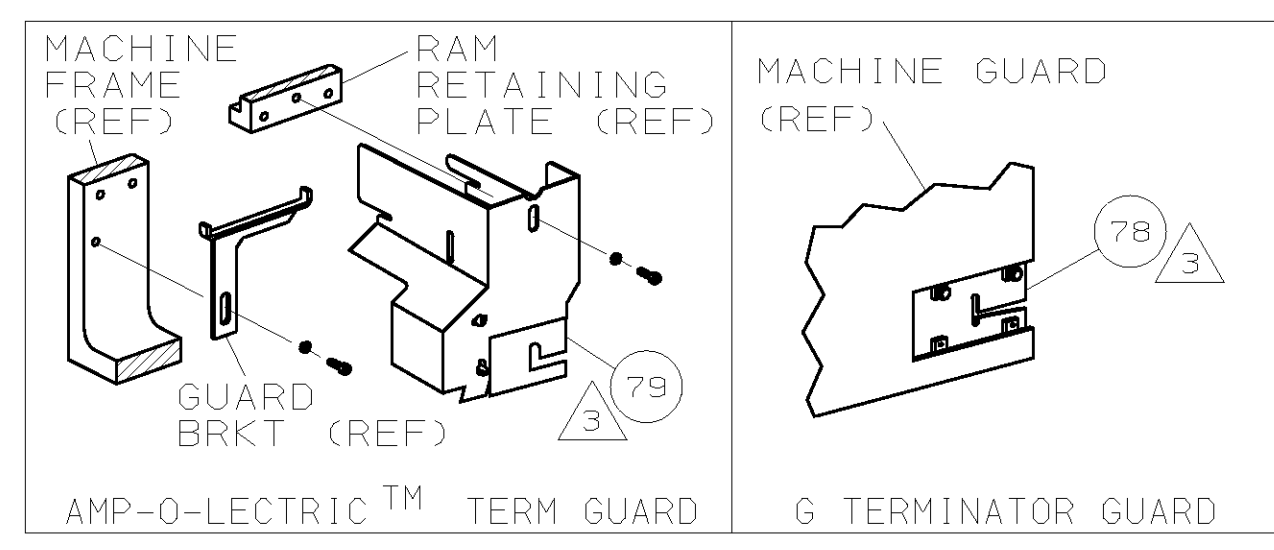
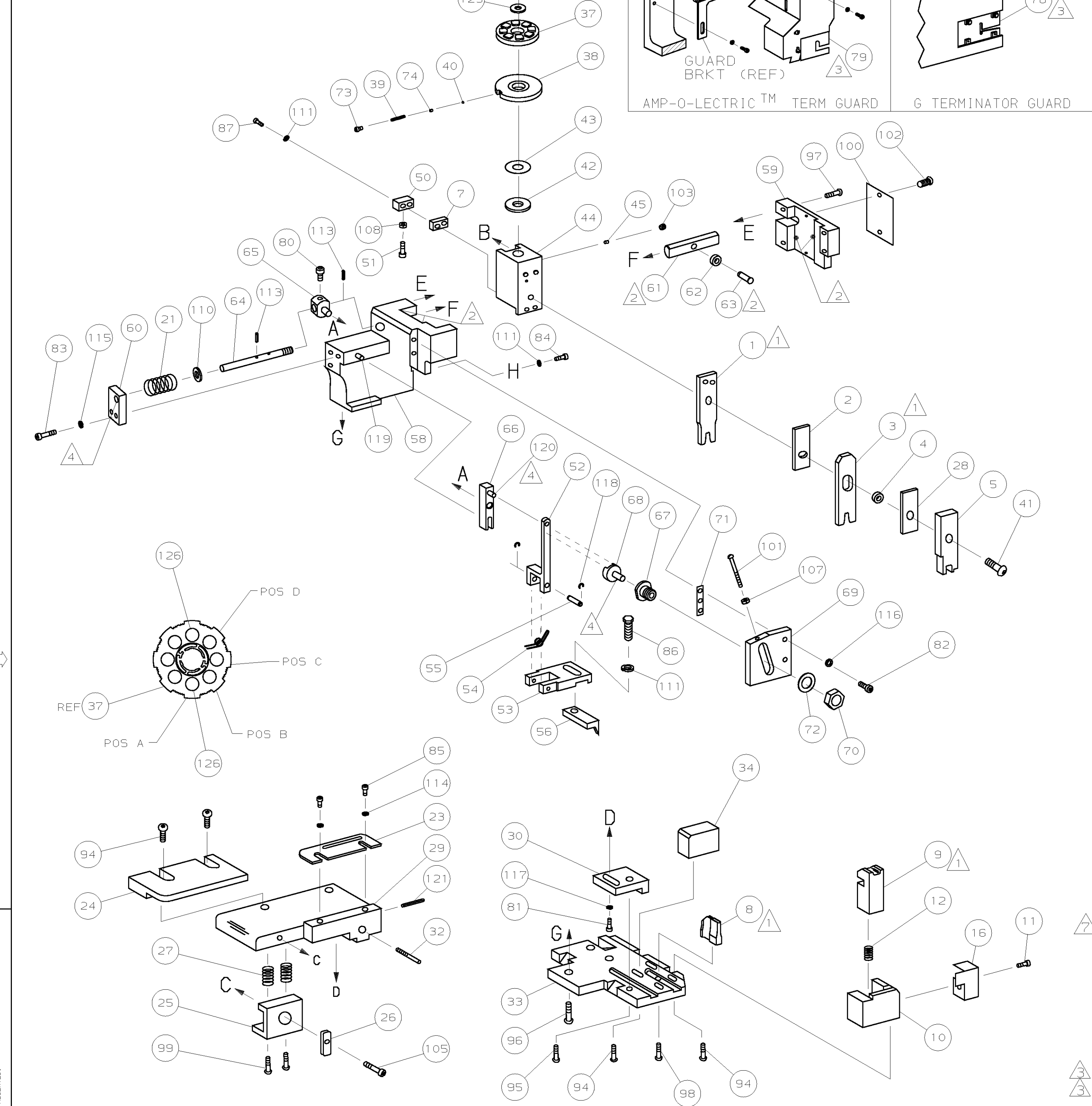


PART NUMBER	REV	FIRST USED
680719-1	A	122500-1
680719-2	A	565435-5
680719-3	A	354500-1

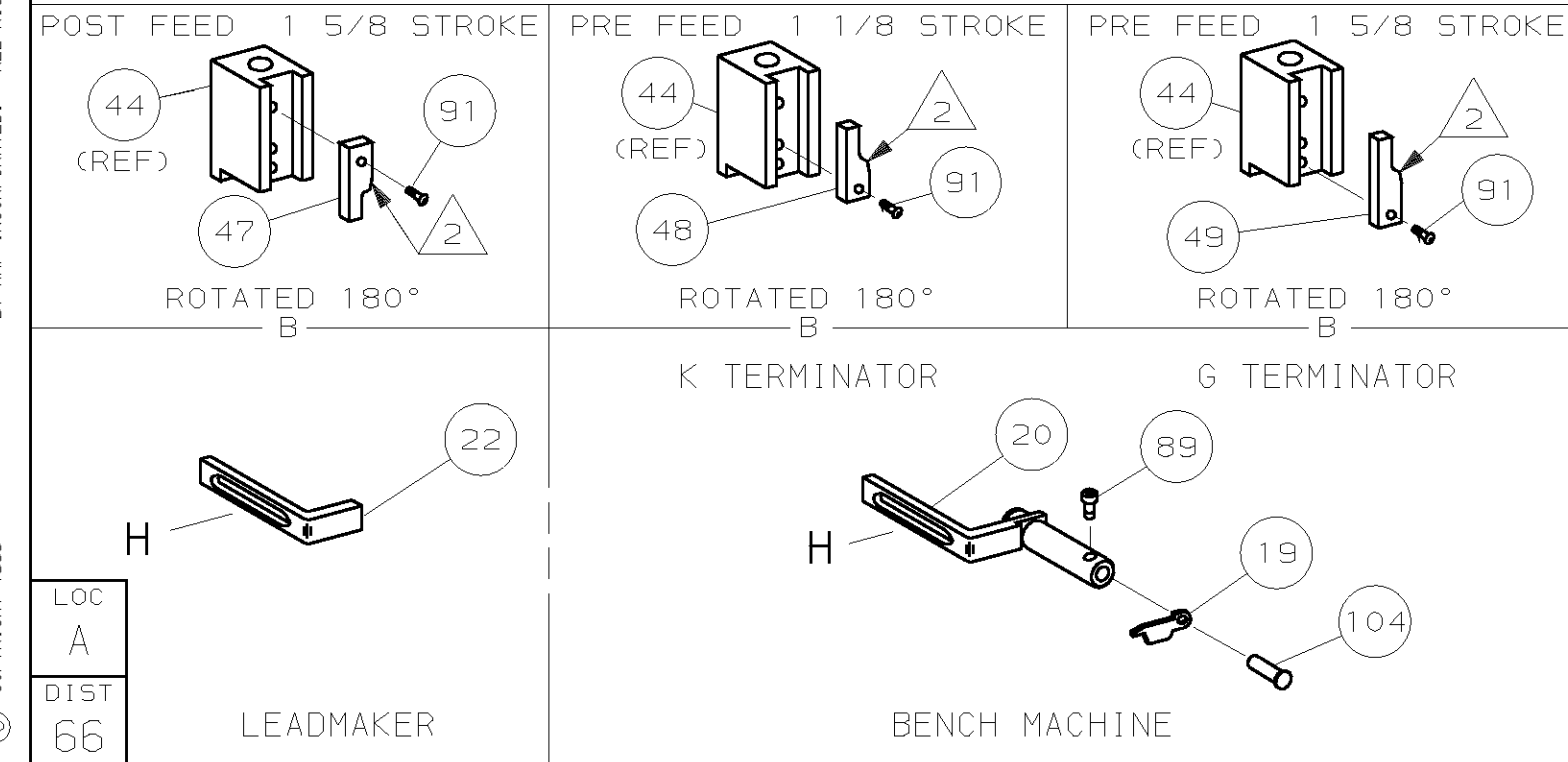


TERMINAL NAME: WIRE TO WIRE GOLDPLATED MALE TERMINAL			
CRIMP DATA (AMP TERMINAL)			
PAD LTR	CRIMP HEIGHT	WIRE SIZE	
A	.044 ±.002 [1.12 ±0.05mm]	22	
B	NOT	USED	
C	NOT	USED	
D	NOT	USED	
CRIMP	SIZE	TYPE	RANGE
WIRE	.062 [1.57mm]	F	22
INSUL	.062 [1.57mm]	F	.040 MAX

QTY	REF	REF	REF	REF	REF	DESCRIPTION	ITEM NO
-1					B	LEADMAKER	70
-2					B	BENCH MODEL K	69
-3					G	BENCH MODEL G	68
REF	REF	REF			B	MECH POST FEED	67
REF	REF	REF			B	MECH PRE FEED	66
REF	REF	REF			B	MECH PRE FEED	65
REF	REF	REF			B	MECH PRE FEED	64
REF	REF	REF			B	MECH PRE FEED	63
REF	REF	REF			A	MECH PRE FEED	62
REF	REF	REF			B	MECH PRE FEED	61
REF	REF	REF			B	MECH PRE FEED	60
REF	REF	REF			B	MECH PRE FEED	59
REF	REF	REF			B	MECH PRE FEED	58
REF	REF	REF			B	MECH PRE FEED	57
REF	REF	REF			B	MECH PRE FEED	56
REF	REF	REF			B	MECH PRE FEED	55
REF	REF	REF			B	MECH PRE FEED	54
REF	REF	REF			B	MECH PRE FEED	53
REF	REF	REF			B	MECH PRE FEED	52
REF	REF	REF			B	MECH PRE FEED	51
REF	REF	REF			B	MECH PRE FEED	50
REF	REF	REF			B	MECH PRE FEED	49
REF	REF	REF			B	MECH PRE FEED	48
REF	REF	REF			B	MECH PRE FEED	47
REF	REF	REF			B	MECH PRE FEED	46
REF	REF	REF			B	MECH PRE FEED	45
REF	REF	REF			B	MECH PRE FEED	44
REF	REF	REF			B	MECH PRE FEED	43
REF	REF	REF			B	MECH PRE FEED	42
REF	REF	REF			B	MECH PRE FEED	41
REF	REF	REF			B	MECH PRE FEED	40
REF	REF	REF			B	MECH PRE FEED	39
REF	REF	REF			B	MECH PRE FEED	38
REF	REF	REF			B	MECH PRE FEED	37
REF	REF	REF			B	MECH PRE FEED	36
REF	REF	REF			B	MECH PRE FEED	35
REF	REF	REF			B	MECH PRE FEED	34
REF	REF	REF			B	MECH PRE FEED	33
REF	REF	REF			B	MECH PRE FEED	32
REF	REF	REF			B	MECH PRE FEED	31
REF	REF	REF			B	MECH PRE FEED	30
REF	REF	REF			B	MECH PRE FEED	29
REF	REF	REF			B	MECH PRE FEED	28
REF	REF	REF			B	MECH PRE FEED	27
REF	REF	REF			B	MECH PRE FEED	26
REF	REF	REF			B	MECH PRE FEED	25
REF	REF	REF			B	MECH PRE FEED	24
REF	REF	REF			B	MECH PRE FEED	23
REF	REF	REF			B	MECH PRE FEED	22
REF	REF	REF			B	MECH PRE FEED	21
REF	REF	REF			B	MECH PRE FEED	20
REF	REF	REF			B	MECH PRE FEED	19
REF	REF	REF			B	MECH PRE FEED	18
REF	REF	REF			B	MECH PRE FEED	17
REF	REF	REF			B	MECH PRE FEED	16
REF	REF	REF			B	MECH PRE FEED	15
REF	REF	REF			B	MECH PRE FEED	14
REF	REF	REF			B	MECH PRE FEED	13
REF	REF	REF			B	MECH PRE FEED	12
REF	REF	REF			B	MECH PRE FEED	11
REF	REF	REF			B	MECH PRE FEED	10
REF	REF	REF			B	MECH PRE FEED	9
REF	REF	REF			B	MECH PRE FEED	8
REF	REF	REF			B	MECH PRE FEED	7
REF	REF	REF			B	MECH PRE FEED	6
REF	REF	REF			B	MECH PRE FEED	5
REF	REF	REF			B	MECH PRE FEED	4
REF	REF	REF			B	MECH PRE FEED	3
REF	REF	REF			B	MECH PRE FEED	2
REF	REF	REF			B	MECH PRE FEED	1



QTY	REF	REF	REF	REF	REF	DESCRIPTION	ITEM NO	
							129	
							128	
							127	
2	1	2			C	4-354779-2	PIN, WIRE DISC (.3200)A	126
1	1	1			A	986950-1	WASHER, FLAT PRECISION	125
1	1	1			A	217238-1	GENERAL INSTRUCTION PACKAGE	124
1	1	1			-	4088040	SF APPL INST 408-8040	123
							122	
1	1	1			A	4-21028-0	PIN, SLT SPR (φ.093x.75) ST GDE PL	121
REF	REF	REF			A	1-21030-1	PIN, DOWEL (φ.187x.50) LEVER	120
REF	REF	REF			A	1-21030-6	PIN, DOWEL (φ.187x1.25) HOUSING	119
REF	REF	REF			A	21045-3	RING, RET "C" (φ.187) FD FING PIN	118
1	1	1			A	21024-5	WASHER, LOCK (#10) ADJ BLOCK	117
REF	REF	REF			A	21024-5	WASHER, LOCK (#10) ADJ PLATE	116
REF	REF	REF			A	21024-5	WASHER, LOCK (#10) FEED GDE ROD	115
2	2	2			A	21024-2	WASHER, LOCK (#4) FRONT STP GUIDE	114
REF	REF	REF			A	5-21028-1	PIN, SLT SPR (φ.125x.50) ADJ ROD	113
							112	
4	4	4			A	21024-4	WASHER, LOCK (#8) STRIPPER	111
REF	REF	REF			A	21899-4	WASHER, FLAT (φ5/16) SCREW ADJ	110
							109	
1	1	1			A	21018-5	NUT, HEX (NO. 6) HOLDDOWN	108
REF	REF	REF			A	21068-5	NUT, HEX (6-32) FEED ADJ	107
							106	
1	1	1			A	22353-8	SCR, SHLD (φ.187x.25) DRAG LEVER	105
1	1				A	992031-1	PIN, CLEVIS	104
1	1	1			A	21009-2	SCR, SKT SET (1/4-20x.25 LW) RAM	103
2	2	2			A	21017-2	SCR, DRIVE (#2x.19) ID PLATE	102
REF	REF	REF			A	6-23715-5	SCR, PAN HD (6-32x1.50) FEED ADJ	101
1	1	1			B	461264-1	PLATE, IDENTIFICATION	100
2	2	2			A	3-21002-0	SCR, BHC (10-32x.88) DRAG	99
1	1	1			A	22733-8	SCR, BHC (8-32x.38 LW) ANVIL	98
REF	REF	REF			A	2-21002-9	SCR, BHC (10-32x.75) CAP	97
REF	REF	REF			A	2-22733-8	SCR, BHC (1/4-20x.62) HOUSING	96
REF	REF	REF			A	2-21002-7	SCR, BHC (10-32x.50) 56 ADJ BLOCK	95
6	6	6			A	2-21002-2	SCR, BHC (8-32x.50) TERM H DWN	94
							93	
							92	
1	1	1			A	1-21002-7	SCR, BHC (6-32x.38) CAM	91
							90	
1	1				A	7-21000-9	SCR, SHC (4-40x.19) STRIPPER	89
							88	
2	2	2			A	2-21000-8	SCR, SHC (8-32x.50) HOLD DOWN	87
1	1	1			A	2-22603-0	SCR, HEX HD (8-32x.31) FEED FINGER	86
2	2	2			A	1-21000-3	SCR, SHC (4-40x.25) F ST GUIDE	85
2	2	2			A	2-21000-7	SCR, SHC (8-32x.50) STRIPPER	84
REF	REF	REF			A	3-21000-7	SCR, SHC (10-32x.75) FEED ROD GD	83
REF	REF	REF			A	3-21000-6	SCR, SHC (10-32x.62) FD ADJ BLK	82
1	1	1			A	3-21000-4	SCR, SHC (10-32x.38) 56 ADJ BL	81
REF	REF	REF			A	3-21000-4	SCR, SHC (10-32x.38) PIVOT BLK	80
-	REF	-			B	455749-1	GUARD, WINDOW	79
REF	-	-			B	679532-1	INSERT, GUARD	78
							77	
							76	
							75	
1	1	1			A	690603-1	SPRING, ASSIST	74
1	1	1			A	23030-1	SCR, SHC (6-32x.25 SL) INS DISC	73
REF	REF	REF			A	458109-1	WASHER, SPECIAL	72
REF	REF	REF			A	690517-1	SPACER	71
-3	-2	-1	U/M	DWG SIZE		PART NO	DESCRIPTION	ITEM NO



- 1 RECOMMENDED SPARE PARTS.
- 2 GREASE LIGHTLY.
- 3 GUARD MUST BE IN PLACE WHEN OPERATING APPLICATOR IN A BENCH MACHINE.
- 4 LUBRICATE DAILY USING NO. 20 MACHINE OIL.
- 5. ITEMS WITH QTY OF REF SPECIFIED (EXCEPT ITEMS 78 AND 79) ARE USED ON ITEM 46.
- 7 CUT TO LENGTH AT ASSY.
- 8 ONLY THE LISTED DASH NUMBERS OF TERMINALS CAN BE USED.

THIS DRAWING IS A CONTROLLED DOCUMENT.

RELEASED FOR PUBLICATION FEB 04, 1999 BY AMP INCORPORATED. ALL RIGHTS RESERVED. AMP 1756 REV 3-92

DIMENSIONS IN INCHES. DO NOT SCALE PRINT. TOLERANCES UNLESS OTHERWISE SPECIFIED: 2 PLC DEC ± .001 3 PLC DEC ± .002 4 PLC DEC ± .003 ANGLES ± SURF TEXTURE: REMOVE BURRS, BREAK SHARP EDGES R.015 MAX

DR W.HOOVER	APP T.ELBIN	AMP Incorporated
CHK C.ERISMAN	REL	Harrisburg, PA 17105-3608

NAME: SIDE FEED HDM APPLICATOR MACHINE REF: MINI APPL

SCALE: 1:1 DWG NO: 680719 SHEET 1 OF 1 REV A3

CASE CODE: 00779 CUSTOMER AND ASSEMBLY DRAWING