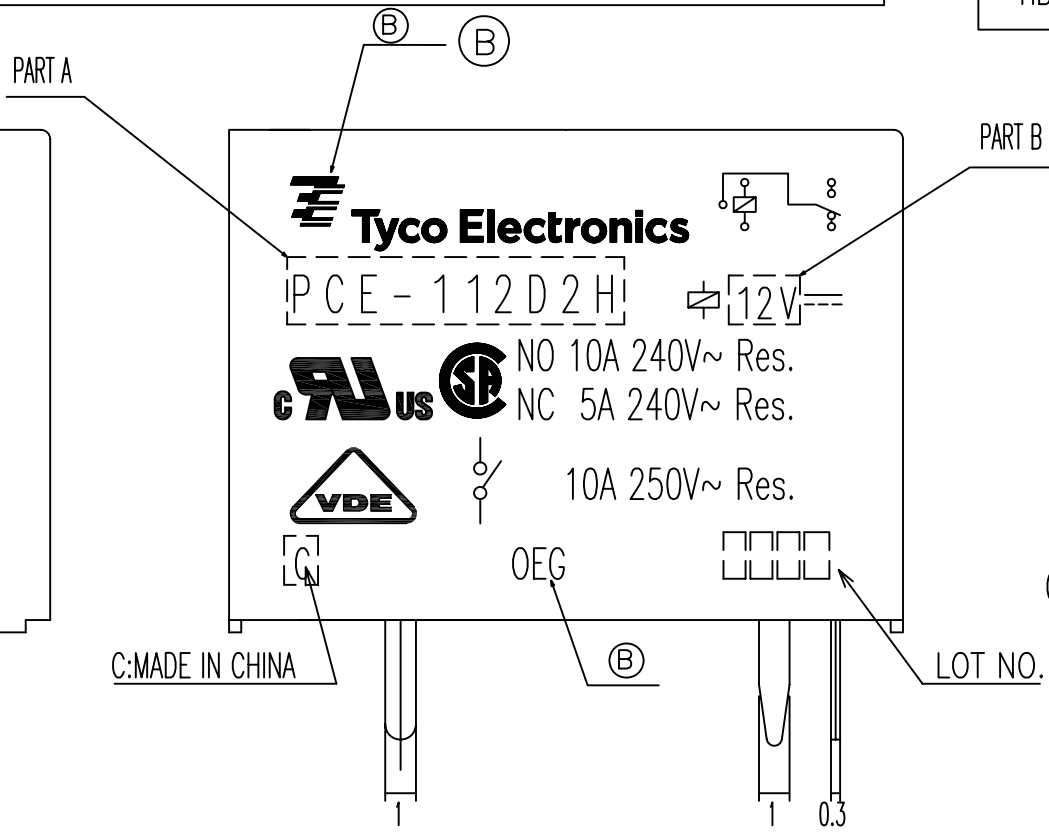
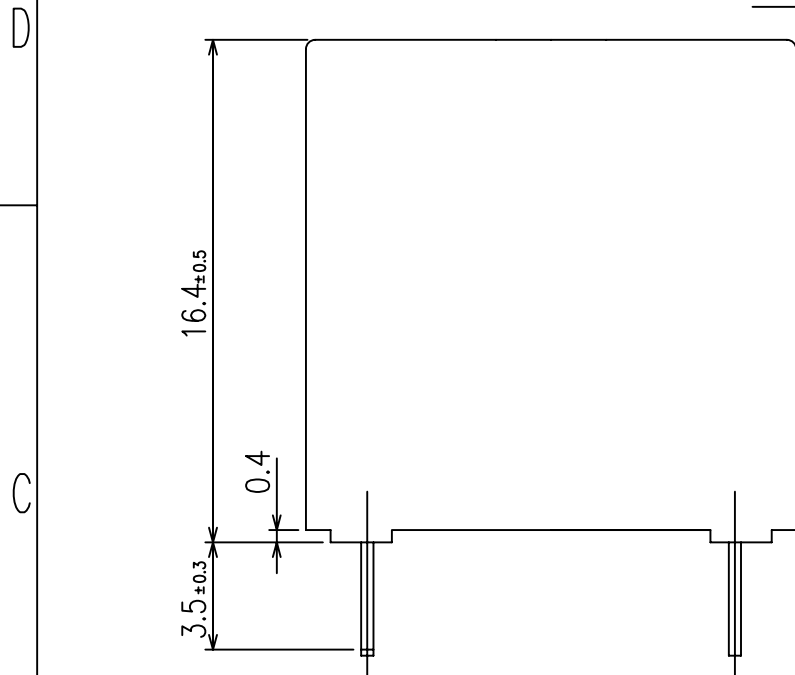


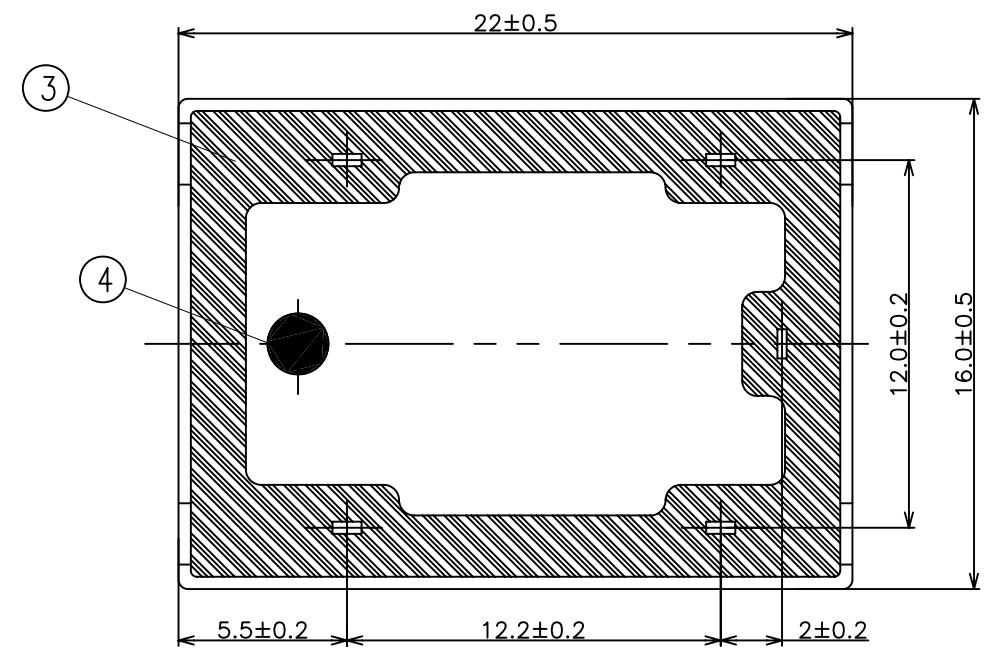
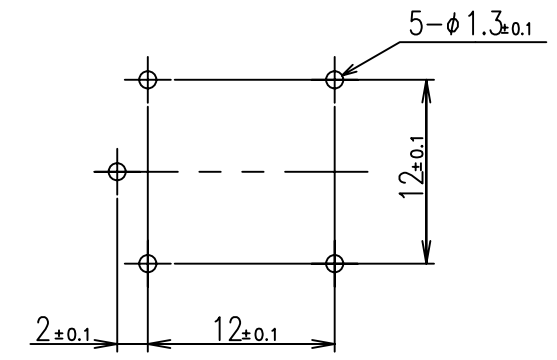
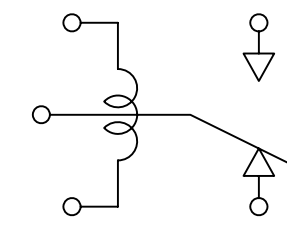
THIS DRAWING IS UNPUBLISHED. RELEASED FOR PUBLICATION
 © COPYRIGHT BY TYCO ELECTRONICS CORPORATION. ALL RIGHTS RESERVED.

LOC		DIST		REVISIONS					
P	LTR	DESCRIPTION		ECN	DATE	DWN	APVD		
	A1	ADD TYPE			11-NOV-03	H.S	A.N		
	B	CHANGE TE LOGO		ECO-08-020463	8-SEP-08	CY.Z	BH.Y		

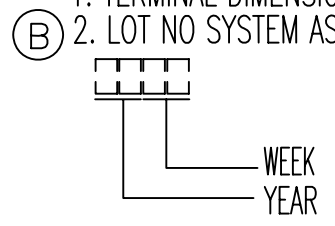


CIRCUIT DIAGRAM (BOTTOM VIEW)

DRILLING DIAGRAM (BOTTOM VIEW)



NOTES:
 1. TERMINAL DIMENSION IS BEFORE SOLDER DIP.
 2. LOT NO SYSTEM AS FOLLOWING:



GENERAL TOLERANCE

Diagram dimension	Tolerance
0.99mm max.	±0.1mm
1 - 2.99mm	±0.2mm
3mm min.	±0.3mm

THIS DRAWING IS A CONTROLLED DOCUMENT FOR TYCO ELECTRONICS CORPORATION
 IT IS SUBJECT TO CHANGE AND THE CONTROLLING ENGINEERING ORGANIZATION
 SHOULD BE CONTACTED FOR THE LATEST REVISION.

DIMENSIONS:	TOLERANCES UNLESS OTHERWISE SPECIFIED:
mm	
	±
	±
	±
	±
	±
ANGLES	±
MATERIAL	FINISH
-	-

DWN	H.SASAKI	Tyco Electronics Corporation ShenZhen, China	
CHK	N.FUNAYAMA		
APVD	A.NAGAI	NAME	
PRODUCT SPEC	-	PCE-1**D2H,000 CUSTOMER DRAWING	
APPLICATION SPEC	-	SIZE	RESTRICTED TO
WEIGHT	-	A3	-
CUSTOMER DRAWING		CAGE CODE	DRAWING NO
		00779	1419146-9
		SCALE	SHEET
		4:1	1 OF 2
		REV	B

THIS DRAWING IS UNPUBLISHED.

RELEASED FOR PUBLICATION

© COPYRIGHT

BY TYCO ELECTRONICS CORPORATION. ALL RIGHTS RESERVED.

LOC
HB

DIST

REVISIONS

P	LTR	DESCRIPTION	ECN	DATE	DWN	APVD

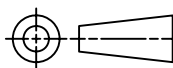
1721092-1	5V	PCE-105D2	h
2-1419146-0	48V	PCE-148D2H	g
2-1419125-3	24V	PCE-124D2H	f
1-1440008-6	24V	PCE-124D2	e
1-1419146-3	12V	PCE-112D2H	d
1-1419146-1	9V	PCE-109D2H	c
8-1419124-7	6V	PCE-106D2H	b
1419146-9	5V	PCE-105D2H	a
TE PART NO	PART B	PART A	ITEM

RELAY TYPE

		UV RESIN	UV SEAL(FOR H TYPE)	15
CLASS F		POLYURETHANE COPPER WIRE	MAGNETIC WIRE	14
		EPOXY RESIN	SEAL	13
		Cu ALLOY	COIL TERMINAL	12
		Ag ALLOY	STATIONARY CONTACT	11
		Ag ALLOY	MOVABLE CONTACT	10
		Cu ALLOY	NO TERMINAL	9
		Cu ALLOY	NC TERMINAL	8
		Cu ALLOY	MOVABLE SPRING	7
UL94 V-0		PBT	CASE	6
UL94 V-0		PET	BOBBIN	5
UL94 V-0		PET	BASE	4
	Ni PLATED	STEEL	CORE	3
	Ni PLATED	STEEL	ARMATURE	2
	Ni PLATED	STEEL	YOKE	1
INCOMBUSTIBILITY	TREATMENT	MATERIAL	DESCRIPTION	ITEM

THIS DRAWING IS A CONTROLLED DOCUMENT FOR TYCO ELECTRONICS CORPORATION
IT IS SUBJECT TO CHANGE AND THE CONTROLLING ENGINEERING ORGANIZATION
SHOULD BE CONTACTED FOR THE LATEST REVISION.

DIMENSIONS:
mm



TOLERANCES UNLESS
OTHERWISE SPECIFIED:

0 PLC	±
1 PLC	±
2 PLC	±
3 PLC	±
4 PLC	±
ANGLES	±

MATERIAL

FINISH

DWN

CHK

APVD

PRODUCT SPEC

APPLICATION SPEC

WEIGHT

CUSTOMER DRAWING

Tyco Electronics

Tyco Electronics Corporation
ShenZhen, China

NAME

PCE-1**D2H,000 CUSTOMER DRAWING

SIZE

CAGE CODE

DRAWING NO

A3

00779

1419146-9

RESTRICTED TO

-

SCALE 4:1

SHEET 2 OF 2

REV B