





# VLF302515MT-220M-CA

Applications		Automotive Grade
Feature		Wire Wound
		Magnetic Shield
		Ferrite Core
Series	VLF-M Series / VLF302515MT-CA Type	
Status	Production	



Size	
Length(L)	3.00mm +/-0.20mm
Width(W)	2.50mm +/-0.20mm
Thickness(T)	1.50mm Max.
Recommended Land Pattern (A)	0.90mm Nom.
Recommended Land Pattern (B)	0.80mm Nom.
Recommended Land Pattern (C)	1.45mm Nom.

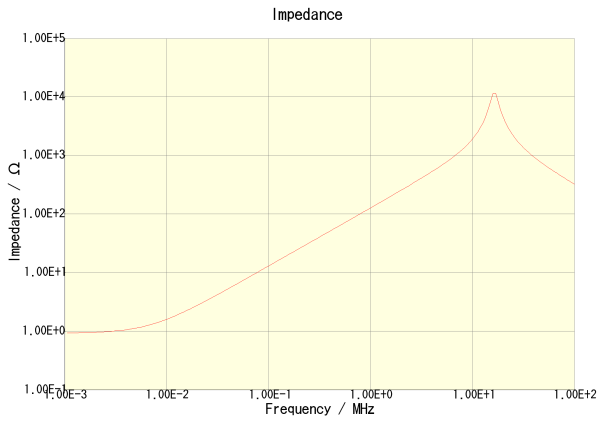
Electrical Characteristics	
Inductance	22uH +/-20% at 1MHz
Rated Current (L Change) [Typ.]	460mA (30% Down)
Rated Current (L Change) [Max.]	410mA (30% Down)
Rated Current (Temperature Rise) [Typ.]	750mA (40degC Rise)
DC Resistance [Nom.]	410mΩ
DC Resistance [Max.]	490mΩ

Other	
Operating Temp. Range (Including Self-Temp. Rise)	-40 to 105degC
Soldering Method	Reflow
AEC Q200	No
Packing	Blister (Plastic)Taping [180mm Reel]
Package Quantity	2000Pcs Min.
Weight	0.041g

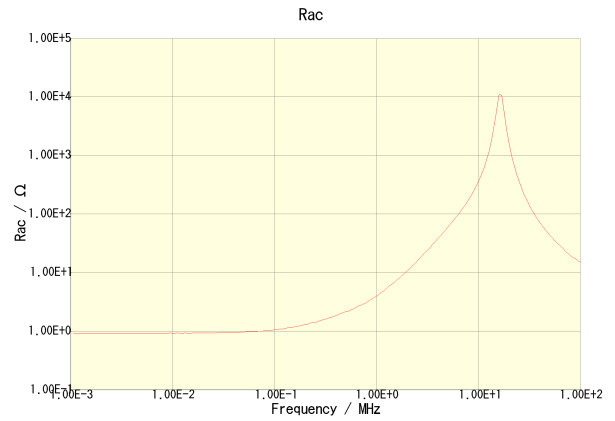
•This PDF document was created based on the data listed on the TDK Corporation website.  
 •All specifications are subject to change without notice.

# VLF302515MT-220M-CA

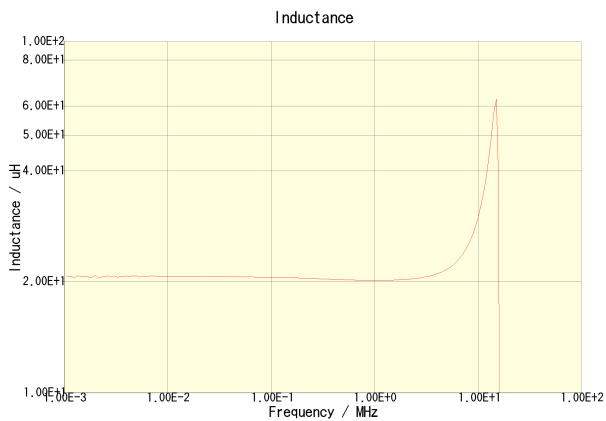
**Characteristic Graphs** (This is reference data, and does not guarantee the product's characteristics.)



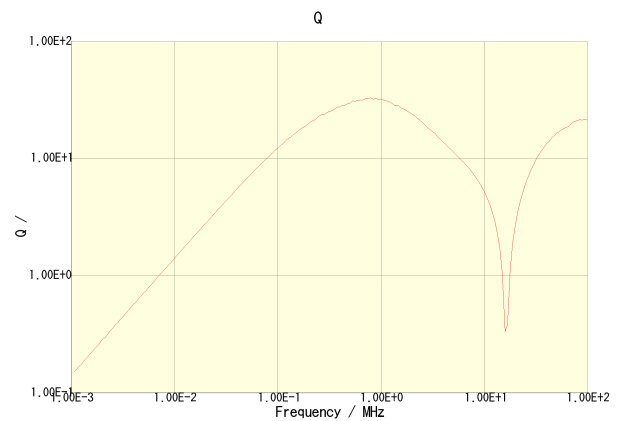
VLF302515MT-220M-CA



VLF302515MT-220M-CA



VLF302515MT-220M-CA

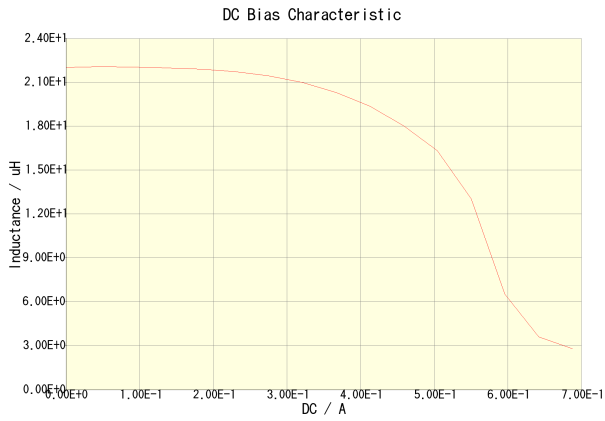


VLF302515MT-220M-CA

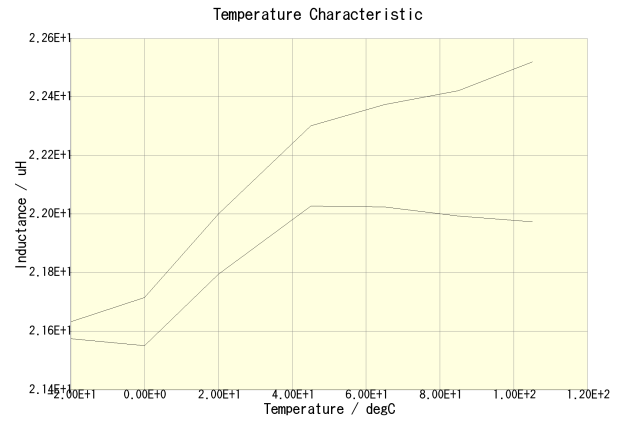
•This PDF document was created based on the data listed on the TDK Corporation website.  
 •All specifications are subject to change without notice.

# VLF302515MT-220M-CA

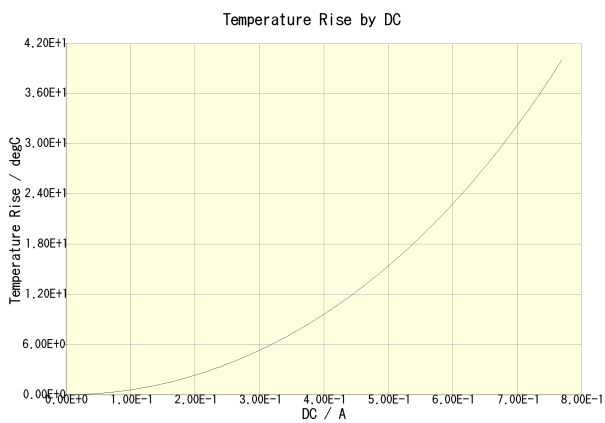
## Characteristic Graphs (This is reference data, and does not guarantee the product's characteristics.)



VLF302515MT-220M-CA(Amb. Temp. = 20degc)



VLF302515MT-220M-CA(DC = 0A) VLF302515MT-220M-CA(DC = 0.205A)



VLF302515MT-220M-CA(Amb. Temp. = 20degc)

•This PDF document was created based on the data listed on the TDK Corporation website.  
 •All specifications are subject to change without notice.