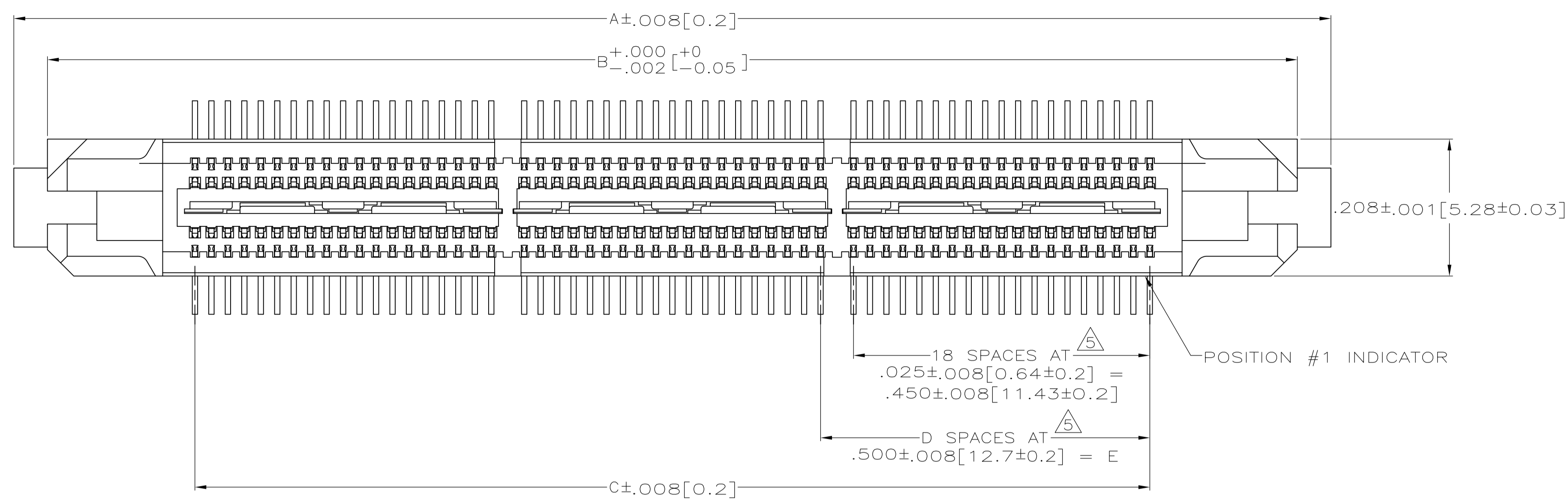
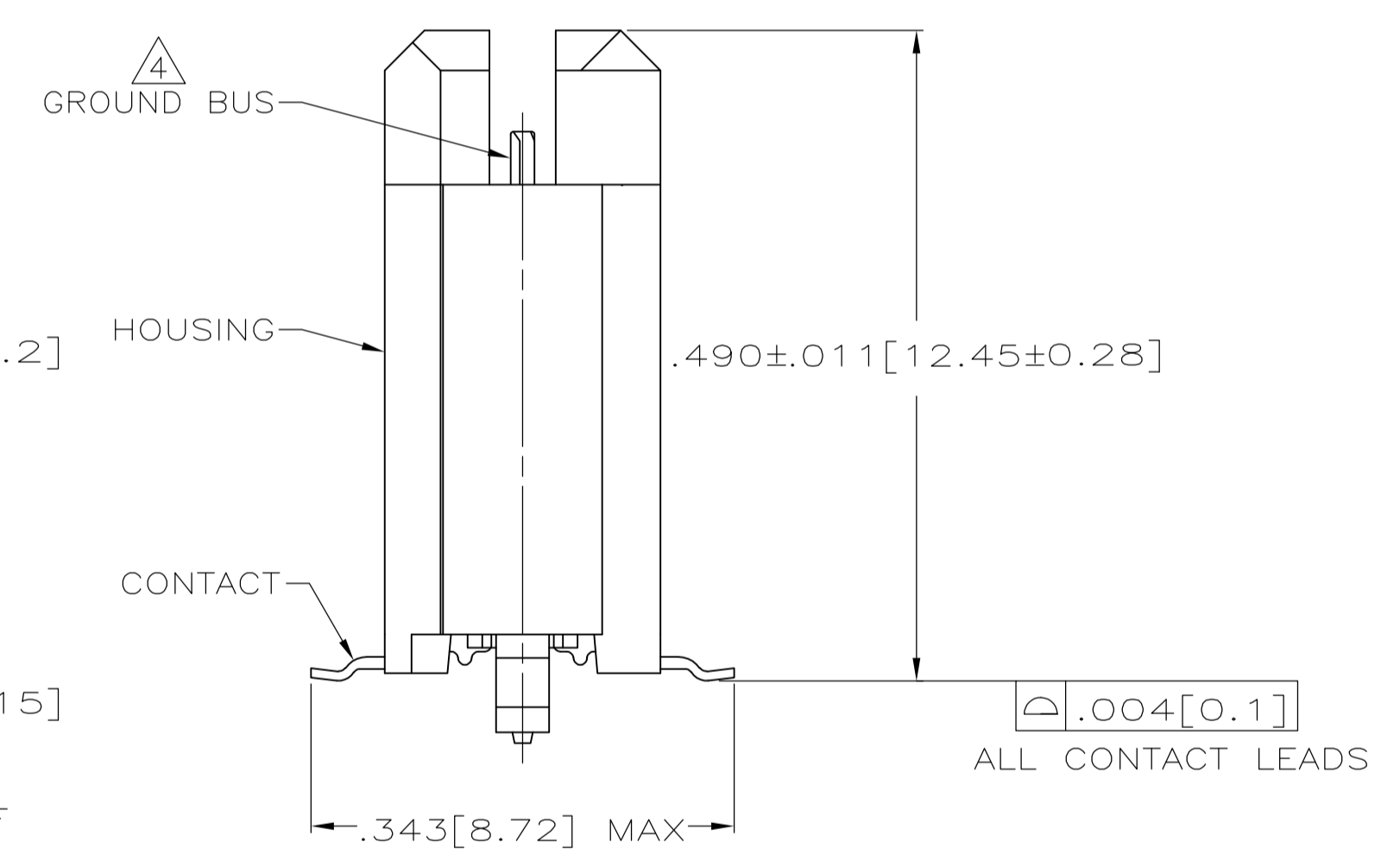
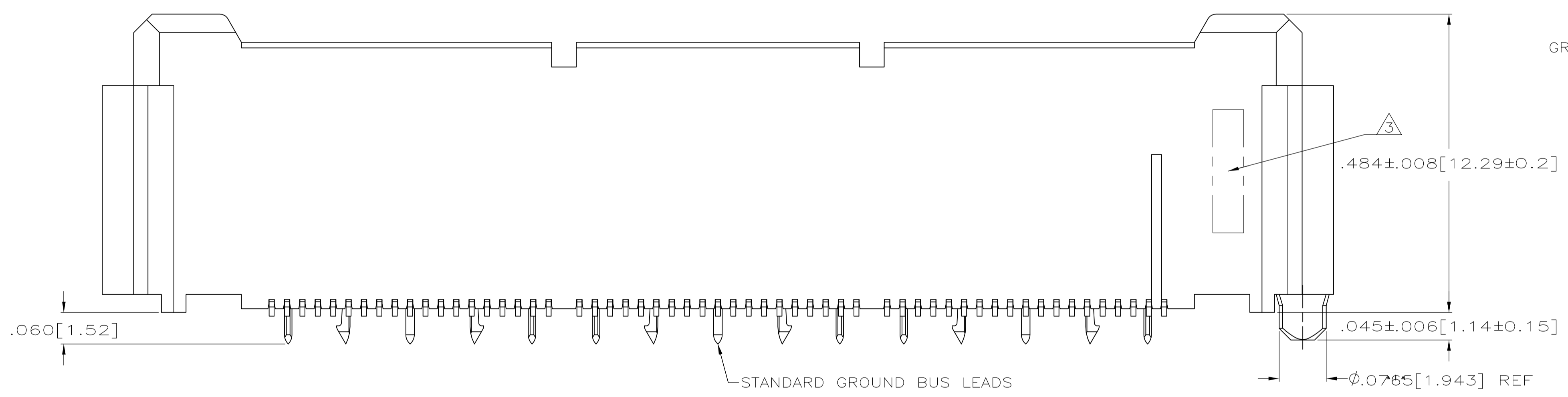


LOC		DIST		REVISIONS			
AD	00	REV	DATE	DESCRIPTION	DATE	BY	APPV
A2		REVISED PER	ECO-12-007590		22JAN10	KH	MH



- 1 HOUSING: LIQUID CRYSTAL POLYMER, COLOR BLACK.  
CONTACTS: HIGH RELIABILITY COPPER ALLOY.  
GROUND BUSES: BRASS, UNS C26000
- 2 CONTACTS & GROUND BUSES: NICKEL UNDERPLATE ALL OVER, MATING SURFACE PLATED TO MEET LEVEL 1 PERFORMANCE REQUIREMENTS OF TE PRODUCT SPECIFICATION 108-1422, SOLDER TAILS PLATED MATTE TIN.
- 3 DATE CODE MARKED IN AREA INDICATED ON SIDE OPPOSITE POSITION #1.
- 4 ONE GROUND BUS WITH 5 TAILS PER EACH MODULE.
- 5 TOLERANCE NON-ACCUMULATIVE.
- 6 FOR STANDARD APPLICATIONS, ORIENTATION HOLE TO BE  $\phi .094 \pm .002 [2.39 \pm 0.05]$ .  
FOR SLIP-FIT APPLICATIONS, ORIENTATION HOLE TO BE  $\phi .079 \pm .001 [2.00 \pm 0.03]$ .
- 7 CONNECTORS PACKAGED ON 13 INCH DIA REELS PER EIA 481
- 8 PRELIMINARY - NOT RELEASED FOR PRODUCTION.



SEE SHEET 2 FOR RECOMMENDED PC BOARD LAYOUT AND PACKAGING DETAIL

NO	4.724 [120]	3.000 [76.2]	6	3.450 [87.63]	3.898 [99.01]	4.000 [101.6]	266	1-5767149-4
NO	4.094 [104]	2.500 [63.5]	5	2.950 [74.93]	3.398 [86.31]	3.500 [88.9]	228	1-5767149-3
NO	3.465 [88]	2.000 [50.8]	4	2.450 [62.23]	2.898 [73.61]	3.000 [76.2]	190	1-5767149-2
NO	3.465 [88]	1.500 [38.1]	3	1.950 [49.53]	2.398 [60.91]	2.500 [63.5]	152	1-5767149-1
NO	2.835 [72]	1.000 [25.4]	2	1.450 [36.83]	1.898 [48.21]	2.000 [50.8]	114	1-5767149-0
NO	2.205 [56]	.500 [12.7]	1	.950 [24.13]	1.398 [35.51]	1.500 [38.1]	76	5767149-9
NO	1.732 [44]	.000 [0]	0	.450 [11.43]	.898 [22.81]	1.000 [25.4]	38	5767149-8
YES	4.724 [120]	3.000 [76.2]	6	3.450 [87.63]	3.898 [99.01]	4.000 [101.6]	266	5767149-7
YES	4.094 [104]	2.500 [63.5]	5	2.950 [74.93]	3.398 [86.31]	3.500 [88.9]	228	5767149-6
YES	3.465 [88]	2.000 [50.8]	4	2.450 [62.23]	2.898 [73.61]	3.000 [76.2]	190	5767149-5
YES	3.465 [88]	1.500 [38.1]	3	1.950 [49.53]	2.398 [60.91]	2.500 [63.5]	152	5767149-4
YES	2.835 [72]	1.000 [25.4]	2	1.450 [36.83]	1.898 [48.21]	2.000 [50.8]	114	5767149-3
YES	2.205 [56]	.500 [12.7]	1	.950 [24.13]	1.398 [35.51]	1.500 [38.1]	76	5767149-2
YES	1.732 [44]	.000 [0]	0	.450 [11.43]	.898 [22.81]	1.000 [25.4]	38	5767149-1
VACUUM COVER INCLUDED	F	E	D	C	B	A	NO OF POS	PART NUMBER

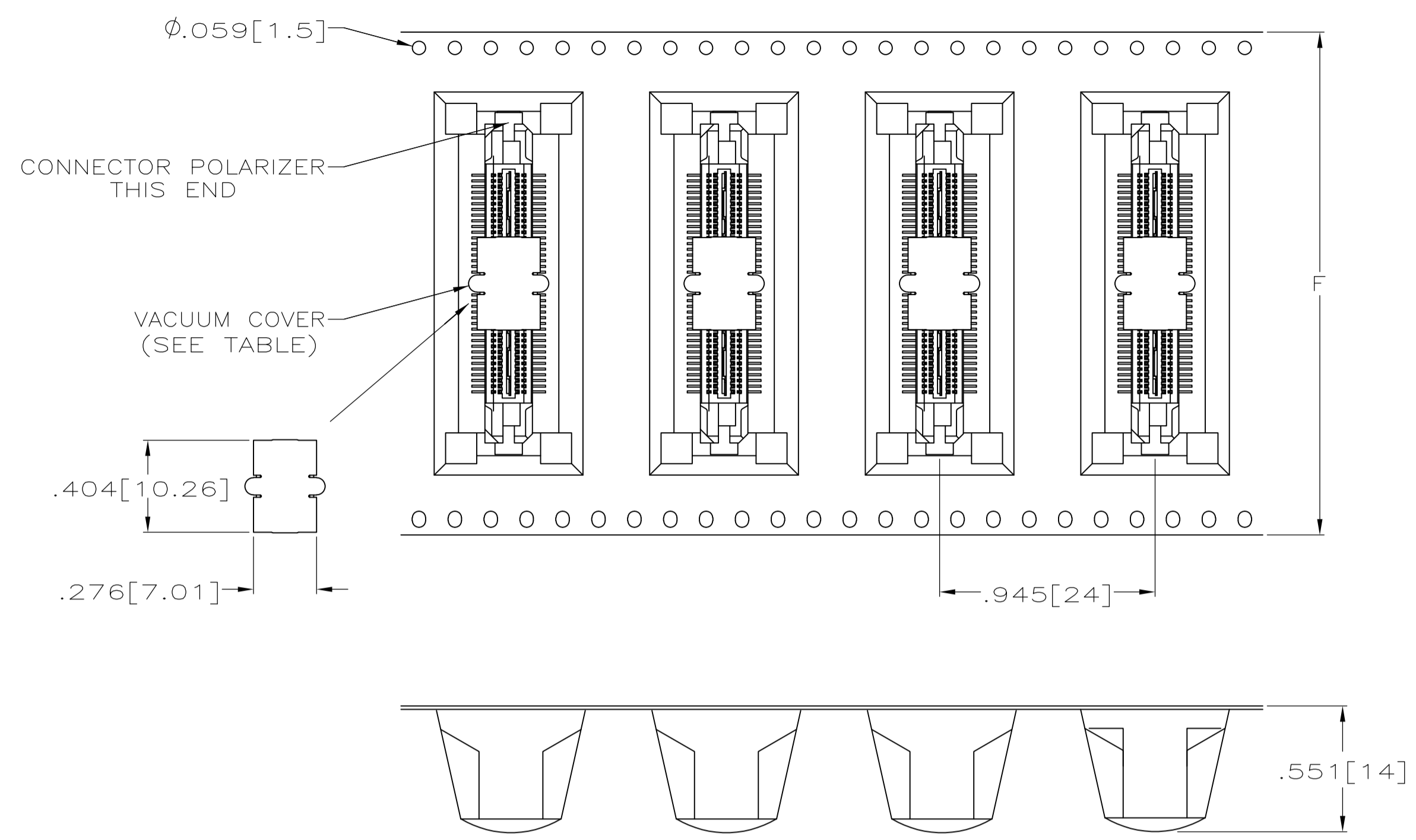
THIS DRAWING IS A CONTROLLED DOCUMENT.

DIMENSIONS: INCHES  
 TOLERANCES UNLESS OTHERWISE SPECIFIED:  
 0. PLC ± -  
 1. PLC ± -  
 2. PLC ± -  
 3. PLC ± .005(0.13)  
 4. PLC ± -  
 ANGLES ± -

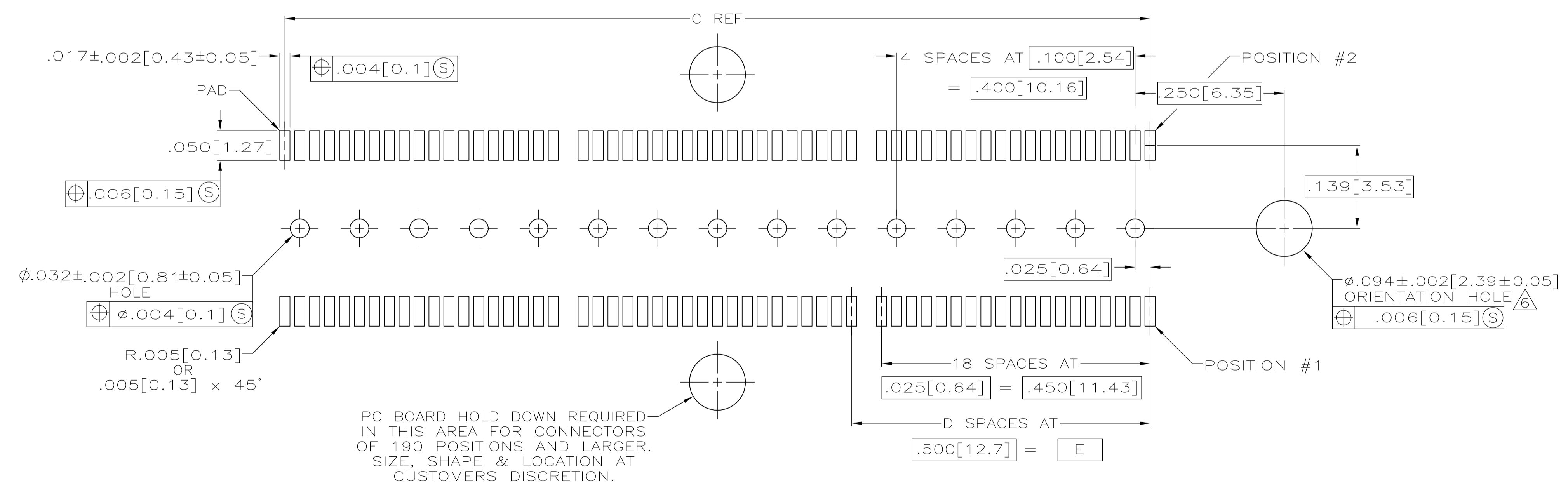
MATERIAL: 1  
 FINISH: 2

THIS DRAWING IS A CONTROLLED DOCUMENT.  
 DWG: A. FERNANDEZ 27 OCT 04  
 CHK: D. DIXON 27 OCT 04  
 APP'D: D. DIXON 27 OCT 04  
 NAME: PLUG ASSEMBLY, .495[12.57] VERTICAL, .025[0.64]CL, GULL WING LEADS, 108-1422  
 PRODUCT SPEC: 108-1422  
 APPLICATION SPEC: 114-11004  
 SIZE: A1  
 CAGE CODE: 00779  
 DRAWING NO: 5767149  
 WEIGHT: -  
 CUSTOMER DRAWING: -  
 SCALE: 1:1  
 SHEET: 1 OF 2  
 REV: A2

**STE** TE Connectivity  
 RESTRICTED TO



PACKAGING DETAIL  $\Delta$   
SCALE 2:1  
DIMENSIONS ARE FOR REFERENCE



RECOMMENDED PC BOARD LAYOUT  
(VIEWED FROM CONNECTOR SIDE)

THIS DRAWING IS A CONTROLLED DOCUMENT.		DN A. FERNANDEZ 27 OCT 04	TE Connectivity
DIMENSIONS: INCHES		CHK D. DIXON 27 OCT 04	
TOLERANCES UNLESS OTHERWISE SPECIFIED:		NAME D. DIXON 27 OCT 04	PLUG ASSEMBLY, .495 [12.57] VERTICAL, .025 [0.64] CL, GULL WING LEADS, POCKET TAPE PACKAGED, MICTOR
0 PLC ± - 1 PLC ± - 2 PLC ± - 3 PLC ± .005 (0.13) 4 PLC ± - ANGLES ± -		PRODUCT SPEC	
MATERIAL		APPLICATION SPEC	RESTRICTED TO
FINISH		SIZE A1	CAGE CODE 5767149
		WEIGHT	SCALE 1:1 SHEET 2 OF 2 REV A2
		CUSTOMER DRAWING	