


Printed-circuit board connector - MCV 0,5/ 9-G-2,54 P20 THR R56 - 1821465

Please be informed that the data shown in this PDF Document is generated from our Online Catalog. Please find the complete data in the user's documentation. Our General Terms of Use for Downloads are valid (<http://phoenixcontact.com/download>)

PCB headers, nominal current: 6 A, rated voltage (III/2): 160 V, number of positions: 9, pitch: 2.54 mm, color: black, contact surface: Gold, mounting: THR soldering, Sample values available under SAMPLE MC...



The figure shows the 10-position version

Why buy this product

- Designed for integration into the SMT soldering process
- Additional solder anchors reduce the mechanical strain on the soldering spots
- Gold-plated contacts ensure transfer quality remains stable over the long term
- Vertical connection enables multi-row arrangement on the PCB
- Supplied in tape-on-reel packing according to IEC 60286-3 for automated mounting



Key Commercial Data

| | |
|------------------------|---------------|
| Packing unit | 315 STK |
| Minimum order quantity | 315 STK |
| GTIN | |
| GTIN | 4046356789622 |

Technical data

Dimensions

| | |
|--------------------------|----------|
| Length [l] | 4.85 mm |
| Width | 27.44 mm |
| Pitch | 2.54 mm |
| Dimension a | 20.32 mm |
| Width [w] | 27.44 mm |
| Height [h] | 9.1 mm |
| Constructional height | 7.1 mm |
| Length of the solder pin | 2 mm |

Printed-circuit board connector - MCV 0,5/ 9-G-2,54 P20 THR R56 - 1821465

Technical data

Dimensions

| | |
|----------------|----------------|
| Pin dimensions | 0.64 x 0.64 mm |
| Length | 4.85 mm |

General

| | |
|--|-------------------|
| Range of articles | MCV 0,5/...-G-THR |
| Insulating material group | IIIa |
| Rated surge voltage (III/3) | 2.5 kV |
| Rated surge voltage (III/2) | 2.5 kV |
| Rated surge voltage (II/2) | 2.5 kV |
| Rated voltage (III/3) | 32 V |
| Rated voltage (III/2) | 160 V |
| Rated voltage (II/2) | 160 V |
| Connection in acc. with standard | EN-VDE |
| Nominal current I_N | 6 A |
| Insulating material | LCP |
| Flammability rating according to UL 94 | V0 |
| Color | black |
| Number of positions | 9 |

Standards and Regulations

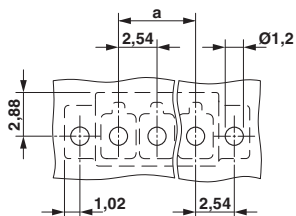
| | |
|--|--------|
| Connection in acc. with standard | EN-VDE |
| Flammability rating according to UL 94 | V0 |

Environmental Product Compliance

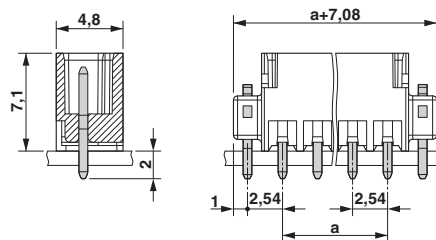
| | |
|------------|---|
| China RoHS | Environmentally friendly use period: unlimited = EFUP-e |
| | No hazardous substances above threshold values |

Drawings

Drilling diagram

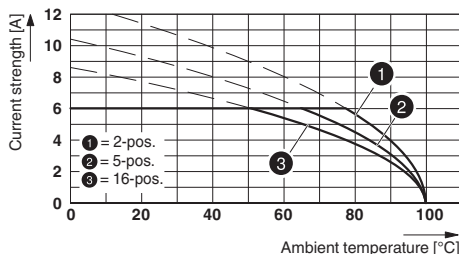


Dimensional drawing



Printed-circuit board connector - MCV 0,5/ 9-G-2,54 P20 THR R56 - 1821465

Diagram



Type: FMC 0,5/...-ST-2,54 with MCV 0,5/...-G-2,54 P20 THR R..

Approvals

Approvals

Approvals

cULus Recognized / VDE Gutachten mit Fertigungsüberwachung / IEC60335-1 / IEC60335-2-15 / IEC60335-2-16 / IEC60335-2-17 / IEC60335-2-18 / IEC60335-2-19 / IEC60335-2-20 / IEC60335-2-21 / IEC60335-2-22 / IEC60335-2-23 / IEC60335-2-24 / IEC60335-2-25 / IEC60335-2-26 / IEC60335-2-27 / IEC60335-2-28 / IEC60335-2-29 / IEC60335-2-30 / IEC60335-2-31 / IEC60335-2-32 / IEC60335-2-33 / IEC60335-2-34 / IEC60335-2-35 / IEC60335-2-36 / IEC60335-2-37 / IEC60335-2-38 / IEC60335-2-39 / IEC60335-2-40 / IEC60335-2-41 / IEC60335-2-42 / IEC60335-2-43 / IEC60335-2-44 / IEC60335-2-45 / IEC60335-2-46 / IEC60335-2-47 / IEC60335-2-48 / IEC60335-2-49 / IEC60335-2-50 / IEC60335-2-51 / IEC60335-2-52 / IEC60335-2-53 / IEC60335-2-54 / IEC60335-2-55 / IEC60335-2-56 / IEC60335-2-57 / IEC60335-2-58 / IEC60335-2-59 / IEC60335-2-60 / IEC60335-2-61 / IEC60335-2-62 / IEC60335-2-63 / IEC60335-2-64 / IEC60335-2-65 / IEC60335-2-66 / IEC60335-2-67 / IEC60335-2-68 / IEC60335-2-69 / IEC60335-2-70 / IEC60335-2-71 / IEC60335-2-72 / IEC60335-2-73 / IEC60335-2-74 / IEC60335-2-75 / IEC60335-2-76 / IEC60335-2-77 / IEC60335-2-78 / IEC60335-2-79 / IEC60335-2-80 / IEC60335-2-81 / IEC60335-2-82 / IEC60335-2-83 / IEC60335-2-84 / IEC60335-2-85 / IEC60335-2-86 / IEC60335-2-87 / IEC60335-2-88 / IEC60335-2-89 / IEC60335-2-90 / IEC60335-2-91 / IEC60335-2-92 / IEC60335-2-93 / IEC60335-2-94 / IEC60335-2-95 / IEC60335-2-96 / IEC60335-2-97 / IEC60335-2-98 / IEC60335-2-99 / IEC60335-2-100

Ex Approvals

Approval details

| | | | |
|--------------------|-------|---|-----------------|
| cULus Recognized | | http://database.ul.com/cgi-bin/XYV/template/LISEXT/1FRAME/index.htm | E60425-19920306 |
| | B | C | |
| Nominal voltage UN | 150 V | 50 V | |
| Nominal current IN | 6 A | 6 A | |

| | | | |
|---|--|---|----------|
| VDE Gutachten mit Fertigungsüberwachung | | http://www2.vde.com/de/Institut/Online-Service/VDE-gepruefteProdukte/Seiten/Online-Suche.aspx | 40042258 |
| | | | |
| Nominal voltage UN | | 160 V | |
| Nominal current IN | | 6 A | |

| | | | |
|--------------------|--|---|--------------|
| IECEE CB Scheme | | http://www.iecee.org/ | DE1-55663-B1 |
| | | | |
| Nominal voltage UN | | 160 V | |

Printed-circuit board connector - MCV 0,5/ 9-G-2,54 P20 THR R56 - 1821465

Approvals

| | |
|--------------------------------|-----|
| Nominal current I _N | 6 A |
|--------------------------------|-----|

| | | |
|-----|---|---------|
| EAC |  | B.01742 |
|-----|---|---------|

Phoenix Contact 2018 © - all rights reserved
<http://www.phoenixcontact.com>

PHOENIX CONTACT GmbH & Co. KG
Flachsmarktstr. 8
32825 Blomberg
Germany
Tel. +49 5235 300
Fax +49 5235 3 41200
<http://www.phoenixcontact.com>