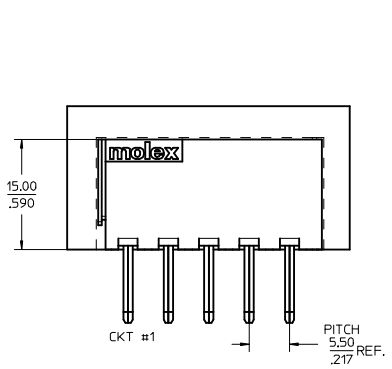
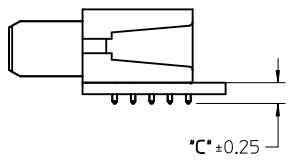
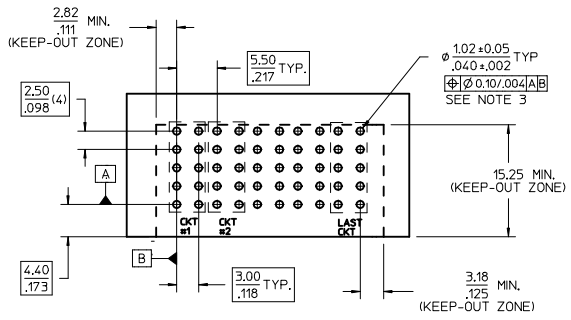


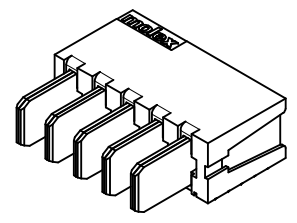
STANDARD SOLDER TAILS				LONG SOLDER TAILS			PRESS-FIT TAILS		
# CKT	PART NUMBER	DIM 'A' ±0.25/±.010	DIM 'C' ±0.25/±.010	PART NUMBER	DIM 'A' ±0.25/±.010	DIM 'C' ±0.25/±.010	PART NUMBER	DIM 'A' ±0.25/±.010	DIM 'C' ±0.25/±.010
10	46437-9010	57.00/2.244	2.84/1.12	46437-9110	57.00/2.244	3.61/1.42	46437-9210	57.00/2.244	3.28/1.29 (COMPLIANT TAILS DESIGNED FOR MIN. 1.58/0.62" THICK PCB)
9	46437-9009	51.50/2.028		46437-9109	51.50/2.028		46437-9209	51.50/2.028	
8	46437-9008	46.00/1.811		46437-9108	46.00/1.811		46437-9208	46.00/1.811	
7	46437-9007	40.50/1.594		46437-9107	40.50/1.594		46437-9207	40.50/1.594	
6	46437-9006	35.00/1.378		46437-9106	35.00/1.378		46437-9206	35.00/1.378	
5	46437-9005	29.50/1.161		46437-9105	29.50/1.161		46437-9205	29.50/1.161	
4	46437-9004	24.00/0.945		46437-9104	24.00/0.945		46437-9204	24.00/0.945	
3	46437-9003	18.50/0.728		46437-9103	18.50/0.728		46437-9203	18.50/0.728	
2	46437-9002	13.00/0.512		46437-9102	13.00/0.512		46437-9202	13.00/0.512	
1	46437-9001	7.50/0.295		46437-9101	7.50/0.295		46437-9201	7.50/0.295	



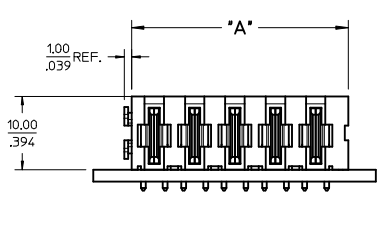
P/N: 46437-9005 SHOWN



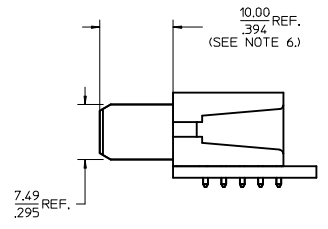
RECOMMENDED LAY-OUT AND KEEP-OUT ZONE



P/N: 46437-9005 SHOWN (5-CKT MODULE)



P/N: 46437-9005 SHOWN (5-CKT MODULE)



- NOTES:
- MATERIAL:**
 - HOUSINGS: LCP UL94, V-0, COLOR : BLACK
 - TERMINALS: HIGH CONDUCTIVITY COPPER ALLOY
 - PLATING: 127 MICROMETER (50 MICROINCH) NICKEL OVERALL WITH 2.54 MICROMETER (100 MICROINCH) SELECTIVE TIN ON TAILS AND 0.762 MICROMETER (30 MICROINCH) SELECTIVE GOLD ON CONTACT AREA
 - PACKAGING:** ASSEMBLIES TO BE TRAY PACKED PER PACKAGING SPEC: TBD
 - PLATED THRU HOLE SIZE,** REFER TO PS-46436-100 FOR DETAILS
 - PRODUCT SPEC:** PS-46436-100
 - PRODUCT TO MEET** RoHS REQUIREMENTS
 - ASSEMBLY MATES TO MOLEX** RECEPTACLE ASSEMBLY
P/N 46562-9*** OR 46436-9*** CONTACT MOLEX FOR DETAILS.
 - TAIL DESIGN:** SOLDER TAIL

UPDATE NOTES IEC NO. UCP2014-3355 DRAWN:COH CHKD: APPR:KHLIM 2014/02/13 2014/02/24	QUALITY SYMBOLS 4 PLACES ± --- ± --- 3 PLACES ± --- ± .010 2 PLACES ± 0.25 ± .010 1 PLACE ± 0.25 ± --- ANGULAR ±1/2°	GENERAL TOLERANCES (UNLESS SPECIFIED) mm INCH ± --- ± --- ± .010 ± .010 ± 0.25 ± .010 ± 0.25 ± --- ANGULAR ±1/2°	DIMENSION STYLE MM/IN	SCALE 3:1	DESIGN UNITS METRIC	THIRD ANGLE PROJECTION	DRAWN BY DATE BKOSTIC 2007/07/14	TITLE DC POWER PLUG MODULE TEN60, 5.5 MM PITCH R/A 1-10 CKT
							CHECKED BY DATE BKOSTIC 2007/07/14	
MATERIAL NO. DOCUMENT NO. SHEET NO. SEE CHART MOLEX INCORPORATED SD-46437-9000 1 OF 1								
DRAFT WHERE APPLICABLE MUST REMAIN WITHIN DIMENSIONS THIS DRAWING CONTAINS INFORMATION THAT IS PROPRIETARY TO MOLEX INCORPORATED AND SHOULD NOT BE USED WITHOUT WRITTEN PERMISSION								