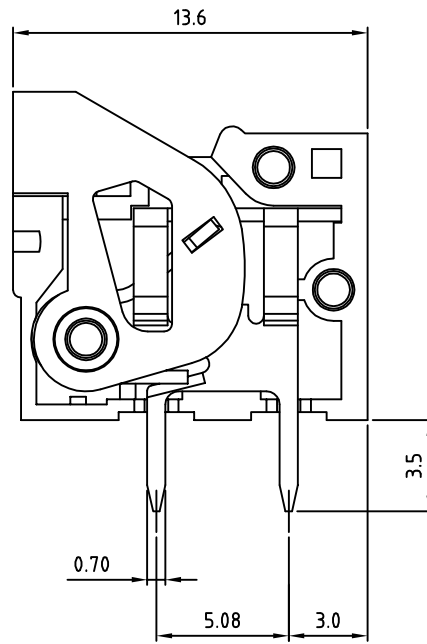
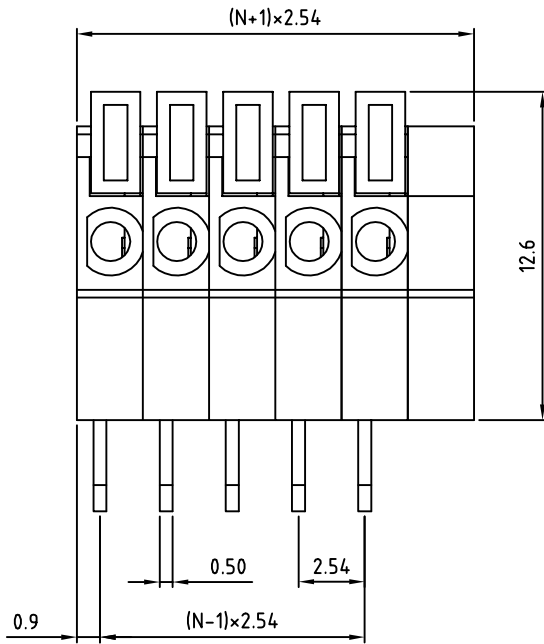


SIGN	DATE	DESCRIPTION	APPROVER

THIS IS CAD DRAWING, DO NOT REVISE MANUALLY!!!



- Material**
- Terminal body (Contact pin): Brass
 - Wire guard: Stainless steel
 - Surface of solder tail: Tin plated
 - Insulator (housing): Thermoplastic (UL94V-0)

- Electrical**
- Voltage rating: 150VAC
 - Current rating: 2A
 - Wire range:
 - Solid wire(AWG): 20-26
 - Stranded wire(AWG): 20-26
 - Wire strip length: 9-10mm
 - Withstanding Voltage: 1.3KV
 - Operating temperature: -30°C to +105°C
 - Soldering temperature: 250°C±10°C/5 Sec

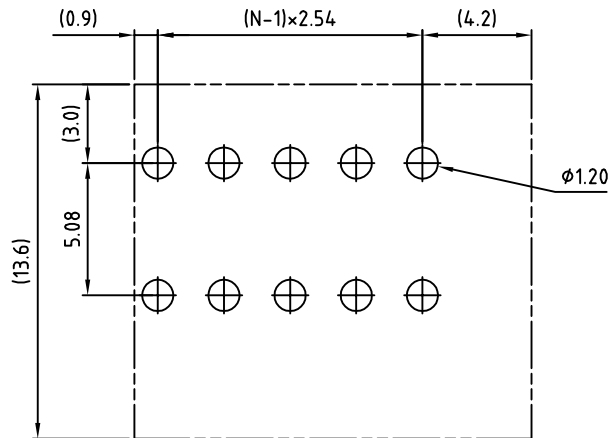
RoHS Compliant

PART NUMBER:

OSTHAXX5150

No. of Poles	COLOR
02 2 Poles	0: Black
03 3 Poles	5: Green (Standard)
... ..	6: Blue
24 24 Poles	8: Grey

N=Number of contacts



P.C.B. LAYOUT

THESE DRAWINGS AND SPECIFICATIONS ARE THE PROPERTY OF ON-SHORE TECHNOLOGY, INC. AND SHALL NOT BE REPRODUCED, COPIED OR USED IN ANY MANNER WITHOUT THE PRIOR WRITTEN CONSENT OF ON-SHORE TECHNOLOGY, INC.



TITLE		OSTHA-2.54mm series horizontal (180° wire inlet)				
PART NO.	OSTHAXX5150			DWG NO.	OSTHAXX5150.DWG	
APPROVED	CHECKED	DESIGNED	DRAWN	CUST NO.	Tolerance	
Shi Jun 2006.11.01	Marvin 2006.11.01	Marvin 2005.09.08	Marvin 2005.09.08		UNIT: mm	X. ±0.50
					SCALE: NONE	X.X ±0.30
				SHEET: 01/01	REV: C	X.XX ±0.10
						X° ±1°