


SAC-5P- 2,0-900/M12FSB

Order No.: 1507117

<http://eshop.phoenixcontact.de/phoenix/treeViewClick.do?UID=1507117>

Bus system cable, INTERBUS, 5-position, PUR, halogen-free, Green RAL 6017, shielded, Free conductor end, on Socket, straight M12, B-coded, Cable length: 2 m



Commercial data

| | |
|--------------------------|--------------------|
| GTIN (EAN) | 4017918899974 |
| sales group | D117 |
| Pack | 1 pcs. |
| Customs tariff | 85444290 |
| Weight/Piece | 0.1621 KG |
| Catalog page information | Page 266 (PC-2009) |

Product notes

WEEE/RoHS-compliant since:
10/25/2006



<http://www.download.phoenixcontact.com>
Please note that the data given here has been taken from the online catalog. For comprehensive information and data, please refer to the user documentation. The General Terms and Conditions of Use apply to Internet downloads.

Technical data

General data

| | |
|-----------------------|--------|
| Rated current at 40°C | 4 A |
| Rated voltage | 60 V |
| Number of positions | 5 |
| Volume resistance | ≤ 5 mΩ |

| | |
|--|--|
| Insulation resistance | ≥ 100 MΩ |
| Length of cable | 2 m |
| Stripping length of the free conductor end | 50 mm |
| Ambient temperature (operation) | -25 °C ... 90 °C (Male connector / female connector) |

General characteristics

| | |
|-----------------------------|---|
| Coding | B - inverse |
| Surge voltage category | II |
| Pollution degree | 3 |
| Degree of protection | IP65/IP67/IP69K |
| Insertion/withdrawal cycles | ≥ 100 |
| Contact material | CuSn |
| Contact surface material | Ni/Au |
| Contact carrier material | PA 66 |
| Material of grip body | TPU, hardly inflammable, self-extinguishing |
| Material, knurls | Zinc die-cast, (nickel-plated) |
| Sealing material | NBR |
| Status display | No |

Conductor data

| | |
|---------------------------------|--------------------------------------|
| Cable type | INTERBUS |
| Cable type (abbreviation) | 900 |
| Conductor cross section | 0.25 mm ² |
| AWG signal line | 24 |
| Conductor structure signal line | 32 x 0.10 mm |
| External cable diameter | 8.00 mm |
| Wire colors | Green-yellow, white-brown, gray-pink |
| External sheath, color | Green RAL 6017 |
| Insulation resistance | > 5 GΩ*km |
| Conductor resistance | ≤ 159.8 mΩ/m |
| Working capacitance | 60 nF (At 800 Hz) |
| Signal speed | 0.66 c |
| Nominal voltage, conductor | 250 V |
| Test voltage Core/Core | 1500 V |
| Test voltage Core/Shield | 1000 V |
| Twisted pairs | 2 cores to the pair |

| | |
|---|----------------------|
| Shielding | Braided copper wires |
| Outer sheath, material | PUR |
| Conductor material | Bare Cu litz wires |
| Smallest bending radius, fixed installation | 60 mm |
| Smallest bending radius, movable installation | 120 mm |

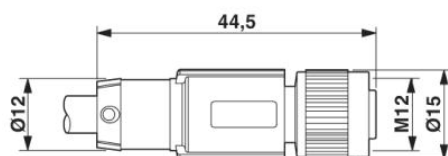
Certificates / Approvals



Certification GOST

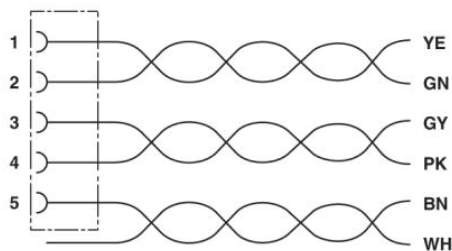
Diagrams/Drawings

Dimensioned drawing



M12 x 1 female connector, straight, shielded

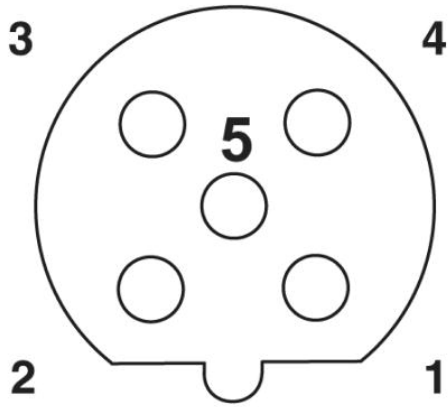
Circuit diagram



Contact assignment of the M12 socket

Schematic diagram

Pin assignment M12 socket, 5-pos., B-coded, view socket side



Address

PHOENIX CONTACT Inc., USA
586 Fulling Mill Road
Middletown, PA 17057, USA
Phone (800) 888-7388
Fax (717) 944-1625
<http://www.phoenixcon.com>



© 2010 Phoenix Contact
Technical modifications reserved;