

# PCB terminal block - PTSA 1.5/ 2-3.5-F RD WH NZ02 - 1713017

Please be informed that the data shown in this PDF Document is generated from our Online Catalog. Please find the complete data in the user's documentation. Our General Terms of Use for Downloads are valid (<http://download.phoenixcontact.com>)

PC terminal block, Nominal current: 2 A, Nom. voltage: 250 V, Pitch: 3.5 mm, Number of positions: 2, Connection method: Spring-cage conn., Mounting: Soldering, Conductor/PCB connection direction: 45 °

## Key commercial data

Packing unit	1
Minimum order quantity	3000
GTIN	 4 046356 088879
Custom tariff number	85369010
Country of origin	GERMANY

## Technical data

### Dimensions / positions

Length	12 mm
Height	13.1 mm
Pitch	3.5 mm
Dimension a	3.5 mm
Number of positions	2
Pin dimensions	0,4 x 0,75 mm
Pin spacing	3.5 mm
Hole diameter	1 mm

### Technical data

Range of articles	PTSA 1,5
Rated surge voltage (III/3)	2.5 kV
Rated surge voltage (III/2)	2.5 kV
Rated surge voltage (II/2)	2.5 kV
Rated voltage (III/3)	200 V
Rated voltage (III/2)	250 V
Rated voltage (II/2)	400 V
Connection in acc. with standard	EN-VDE
Nominal current $I_N$	2 A
Nominal cross section	1.5 mm <sup>2</sup>
Stripping length	9 mm
Nominal voltage, UL/CUL Use Group B	300 V
Nominal current, UL/CUL Use Group B	2 A
Nominal voltage, UL/CUL Use Group D	300 V
Nominal current, UL/CUL Use Group D	2 A

# PCB terminal block - PTSA 1.5/ 2-3.5-F RD WH NZ02 - 1713017

## Technical data

### Connection data

Conductor cross section AWG/kcmil min.	20
Conductor cross section AWG/kcmil max	16
Minimum AWG according to UL/CUL	24
Maximum AWG according to UL/CUL	16

## Classifications

### ETIM

ETIM 3.0	EC001121
ETIM 4.0	EC002643
ETIM 5.0	EC002643

### UNSPSC

UNSPSC 11	34131203
UNSPSC 12.01	39121432
UNSPSC 13.2	39121432
UNSPSC 6.01	30211801
UNSPSC 7.0901	39121432

### eCl@ss

eCl@ss 4.0	272607xx
eCl@ss 4.1	27141109
eCl@ss 5.0	27141190
eCl@ss 5.1	27141190
eCl@ss 6.0	27261101
eCl@ss 7.0	27440401

## Approvals

### Approvals

---

#### Approvals

UL Recognized / VDE Gutachten mit Fertigungsüberwachung / cUL Recognized / CCA / cULus Recognized

---

#### Ex Approvals

---


#### Approvals submitted

---


#### Approval details

# PCB terminal block - PTSA 1.5/ 2-3.5-F RD WH NZ02 - 1713017


## Approvals

UL Recognized 

	B	D
mm <sup>2</sup> /AWG/kcmil	24-16	24-16
Nominal current I <sub>N</sub>	2 A	2 A
Nominal voltage U <sub>N</sub>	300 V	300 V

VDE Gutachten mit Fertigungsüberwachung 

mm <sup>2</sup> /AWG/kcmil	0.5-0.75
Nominal current I <sub>N</sub>	2 A
Nominal voltage U <sub>N</sub>	130 V

cUL Recognized 

	B	D
mm <sup>2</sup> /AWG/kcmil	24-16	24-16
Nominal current I <sub>N</sub>	2 A	2 A
Nominal voltage U <sub>N</sub>	300 V	300 V

CCA

mm <sup>2</sup> /AWG/kcmil	0.75
Nominal current I <sub>N</sub>	2 A

cULus Recognized 