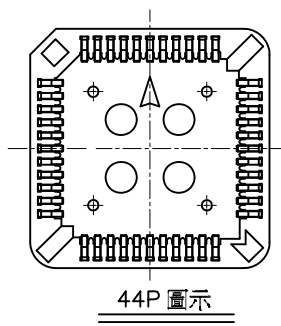
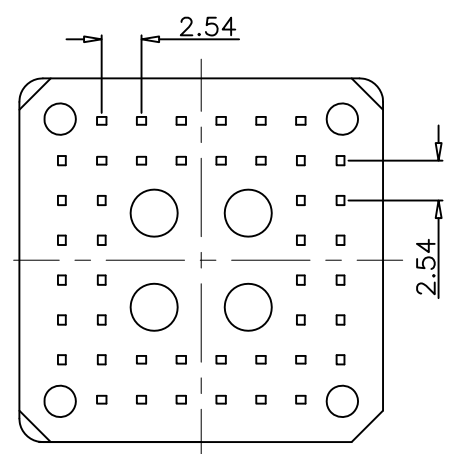
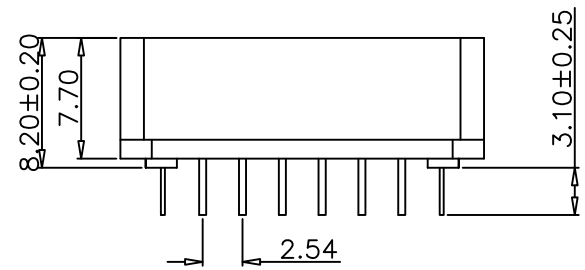


Recommended PCB BOARD LAYOUT



NOTES:
 SPECIFICATIONS:
 CURRENT RATING:1 AMP.
 VOLTAGE:250V AC/DC MAX.
 DIELECTRIC WITHSTANDING:500VAC FOR ONE MINUTE.
 CONTACT RESISTANCE:30mΩ (MAX).
 INSULATION RESISTANCE:1000MΩ (MIN).
 OPERATING TEMPERATURE:-55°C+105°C
 RETENTION FORCE:0.30KG PER PIN (MIN).
 MATERIALS:
 BODY: PBT+30%GF UL 94V-0
 COVER: PBT+30%GF UL 94V-0
 CONTACTS:PHOSOR BRONZE.
 CONTACT PLATING TIN/GOLD

NO OF CONTACT	A	B	C	D	E	F	G	C1	C2
20	15.66	15.66	5.08	5.08	10.16	10.16	18.48	9.37	9.37
28	18.20	18.20	7.62	7.62	12.70	12.70	22.11	11.91	11.91
32	18.20	20.74	7.62	10.16	15.24	12.70	23.90	14.45	11.91
44	23.28	23.28	12.70	12.70	17.78	17.78	29.23	16.99	16.99
52	25.82	25.82	15.24	15.24	20.32	20.32	32.85	19.53	19.53
68	30.90	30.90	20.32	20.32	25.40	25.40	40.03	24.61	24.61
84	35.98	35.98	25.40	25.40	30.48	30.48	47.21	29.69	29.69

13/08/13	JF		NEW DWG		AO
DATE	DR.BY	ECN.NO.	DESCRIPTION	MARK	VER.

-TOLERANCES- UNLESS OTHERWISE SPECIFIED 公差參考表			 TITLE: PLCC 0.25 DIP180度 44PIN 成品						
X.X	±0.30	X.X°					±3.0°	APPD:	PRODUCT NO: 231-XX
X.XX	±0.15	X.XX°	±1.0°	CHECK:	DATE	SCALE	UNIT	TYPE	PAGE
X.XXX	±0.10	X.XXX°	±0.5°	DRAW:	2013.08.13	1:1	mm	CD	1 / 1