図面番号(DRAWING NO.) SJ109148

版数 REV.	年月日 DATE	DCN NO.	変更内容 DESCRIPTION	製図 DR.	担当 CHK.	査閲 APPD.	承認 APPD.

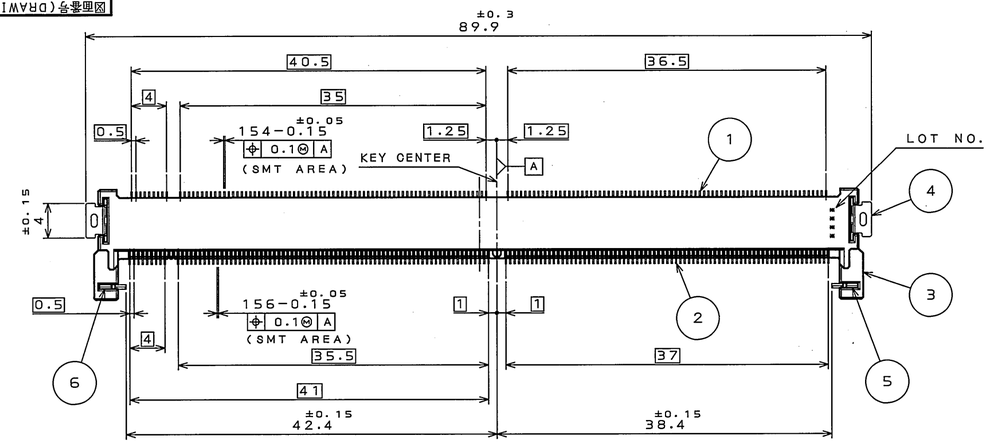

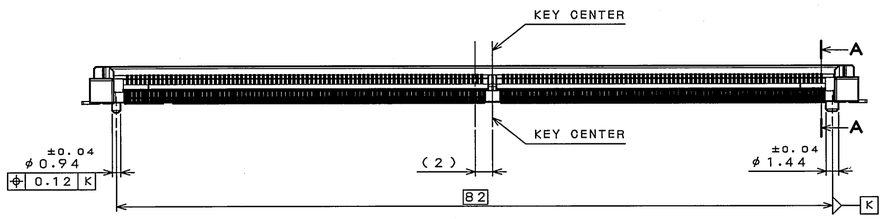

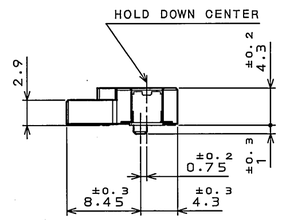

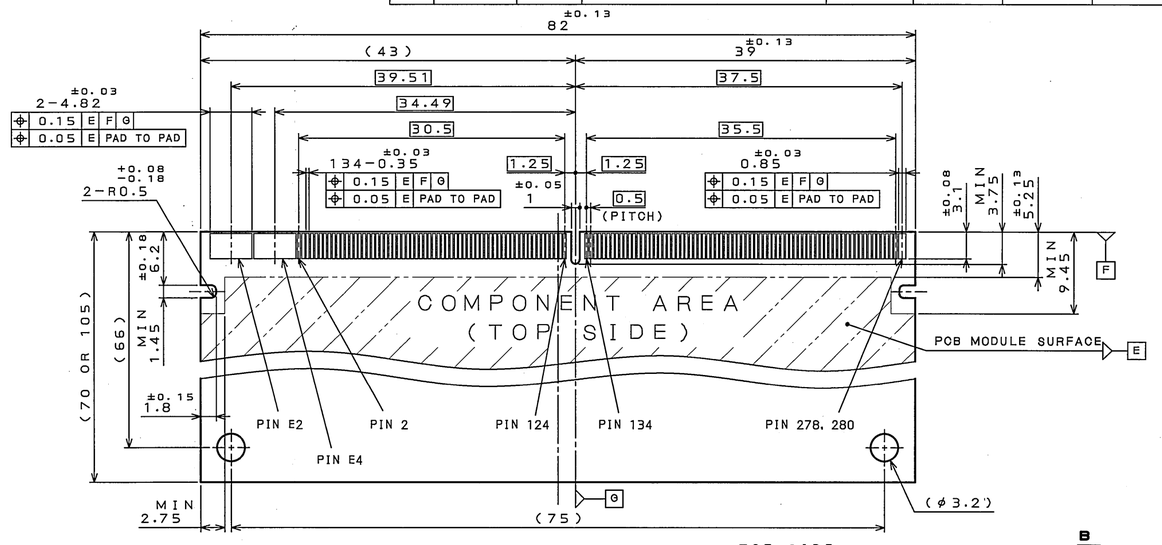

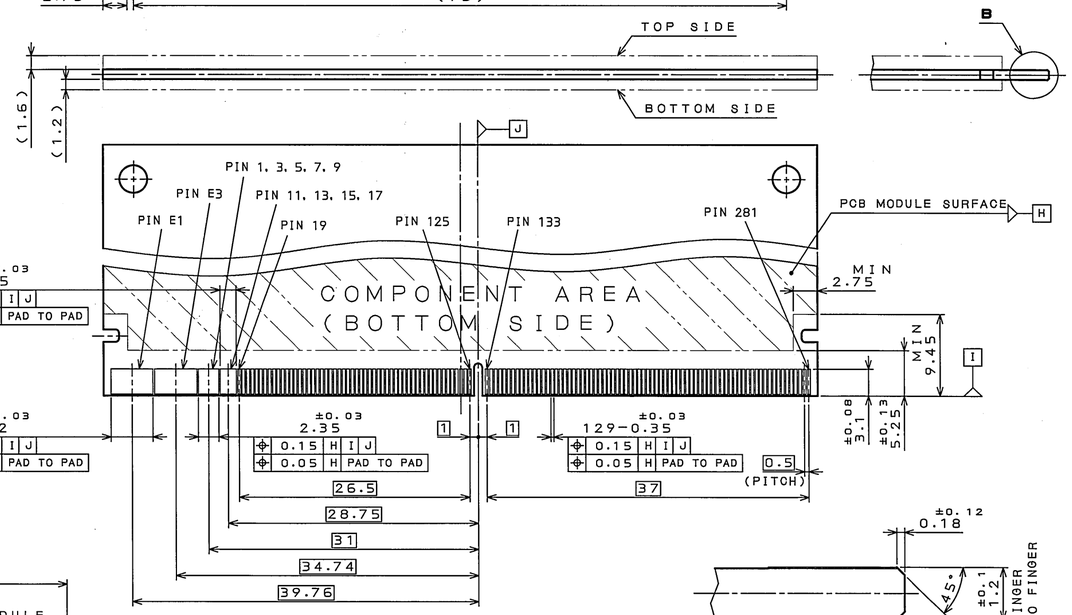

P.C.B. MODULE DIMENSION(REF.)
モジュール基板寸法(参考)

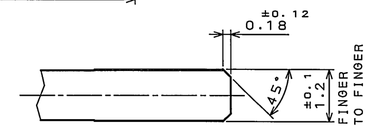

DETAIL B
(SCALE10:1)

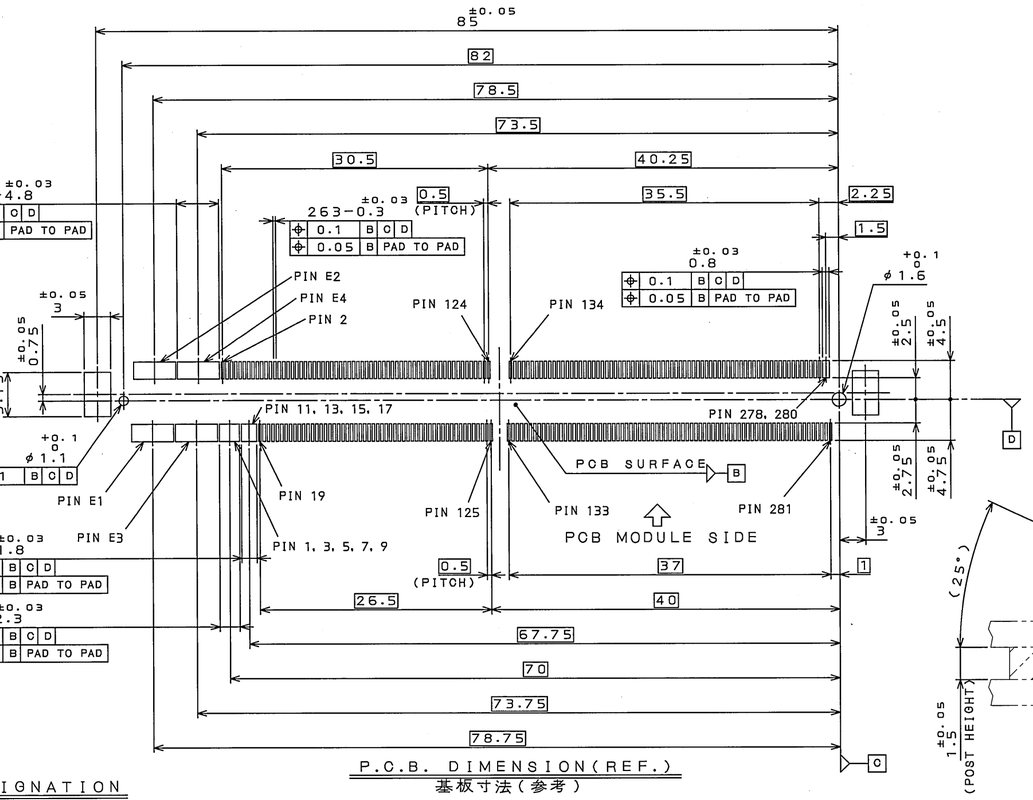

P.C.B. DIMENSION(REF.)
基板寸法(参考)

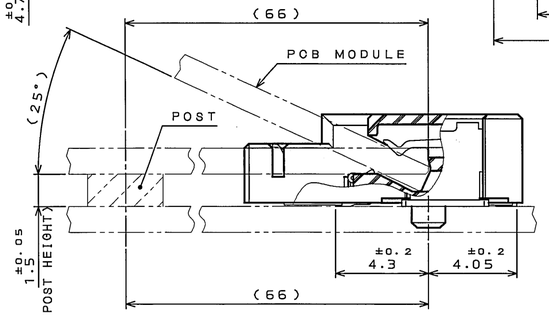

SECT. A−A
(SCALE 5:1)

符号 NO.	名称 DESCRIPTION	個数 QTY.	材料 MATERIAL	仕上 FINISH	備考 REMARKS
6	STOPPER(L)	1	COPPER ALLOY	TIN OVER NICKEL	———
5	STOPPER(R)	1	COPPER ALLOY	TIN OVER NICKEL	———
4	HOLD DOWN	2	COPPER ALLOY	TIN OVER NICKEL	———
3	INSULATOR	1	GLASS FILLED LCP	———	UL94 V-0 COLOR:BLACK
2	BOTTOM SIDE CONTACT	156	COPPER ALLOY	CONTACT AREA: REFER TO "DESIGNATION" SOLDERING AREA: GOLD FLASH OVER NICKEL	———
1	TOP SIDE CONTACT	154	COPPER ALLOY		———

DESIGNATION
命名法

MM70−314−310B2−＊

- SERIES PREFIX / シリーズ名: MM70
- BASIC NUMBER OF CONTACTS / 基本芯数: 314
- NUMBER OF CONTACTS USED / 使用コンタクト数: 310
- SOCKET TYPE / ソケットタイプ: B:ANGLED INSERTION TYPE
- MODIFICATION CODE
- CONTACT FINISH / 接点仕上げ: 1:GOLD(0.1μm MIN) OVER NICKEL; 2:GOLD(0.3μm MIN) OVER NICKEL

NOTE1.COPLANALITY OF SMT TERMINAL IS 0.1 MAX.
注1.コンタクトのコプラナリティは0.1以下とする。

仕様書(SPECIFICATION)	JACS-10543-2
第1版(ORIGINAL DATE)	19.Sep.2008
製図 DR.	———
担当 CHK.	M.MATSUMOTO
査閲 APPD.	———
承認 APPD.	Y.YAHIRO
尺度(SCALE)	2:1
シリーズ(SERIES)	MM70
名称(TITLE)	MM70-314-310B2-＊
質量(MASS)	
図面番号(DRAWING NO.)	SJ109148
版数(REV.)	1
SIZE	A2

一般公差(GENERAL TOLERANCE)

寸法(DIMENSION)		角度(ANGLES)	
.	±0.8	X°	± ——
.X	±0.4	X°X'	± ——
.XX	±0.1		
.XXX	± ——		

日本航空電子工業株式会社
JAPAN AVIATION ELECTRONICS INDUSTRY, LTD.

JAE-CONNECTOR.COM
Reference only

JAE CONNECTOR DIV. PROPRIETARY.
COPYRIGHT (C) 2008, JAPAN AVIATION ELECTRONICS INDUSTRY, LTD.

DOF-0-213F(05.08)