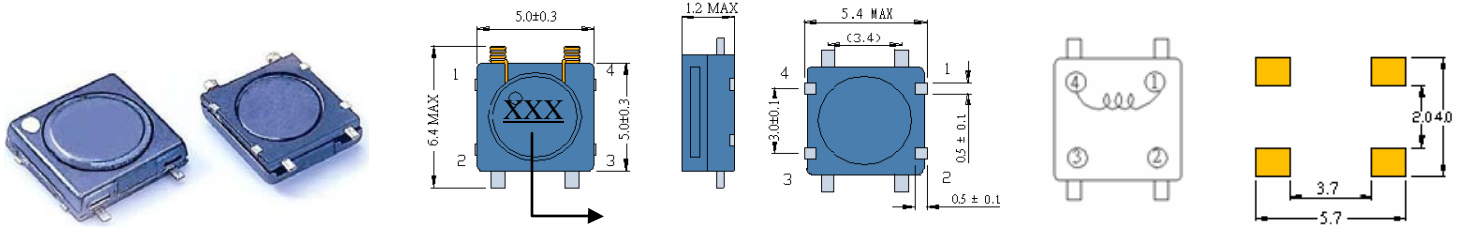


# SCMD4D10C

## SMD POWER INDUCTORS



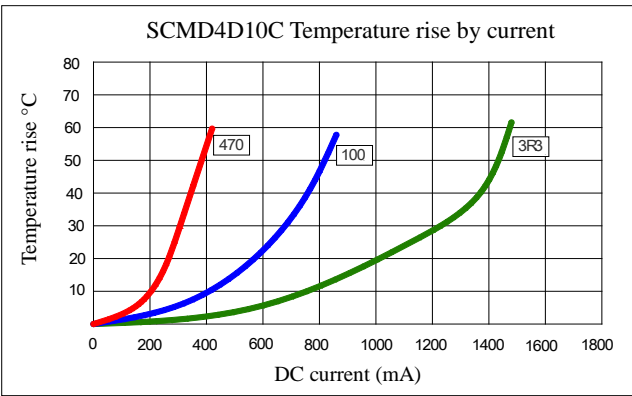
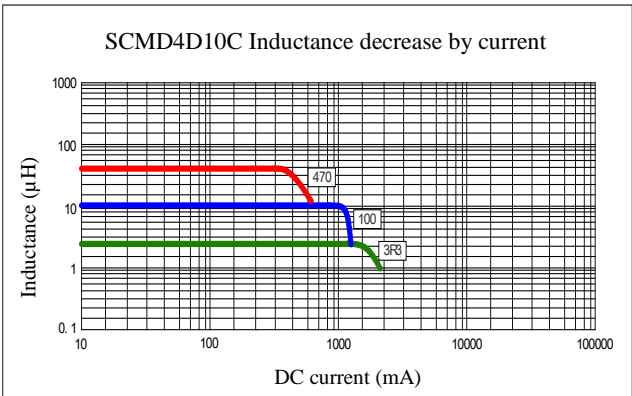
• Features

1. Magnetically shielded construction – Low EMI
2. Excellent Power Density
3. Engineered to Provide High Efficiency
4. Low Profile



## ELECTRICAL CHARACTERISTICS

Part Number	Inductance (uH) (1)	Test Frequency	DC Resistance (Ω MAX) (2)	Saturation Current <sup>(3)</sup> (A)	Temperature Current <sup>(4)</sup> (A)
SCMD4D10C-3R3	3.3	100KHZ	0.20	1.37	1.16
SCMD4D10C-4R7	4.7	100KHZ	0.28	1.12	0.96
SCMD4D10C-6R8	6.8	100KHZ	0.38	1.10	0.80
SCMD4D10C-100	10	100KHZ	0.60	0.82	0.64
SCMD4D10C-150	15	100KHZ	0.90	0.67	0.50
SCMD4D10C-220	22	100KHZ	1.30	0.55	0.42
SCMD4D10C-330	33	100KHZ	1.75	0.45	0.36
SCMD4D10C-470	47	100KHZ	2.80	0.40	0.30



- (1). Inductance tolerance±20% tested at 0.25V, 0ADC and 25°C.
- (2). DCR measured at 25°C.
- (3). The DC current at which the inductance decreases by 10% from its initial value.
- (4). The DC current that results in a 40°C temperature rise from 25°C ambient.

[Click here for QUANTITY PER REEL & PACKING INFORMATION](#)

Custom versions available upon request.